

PANEL DOWLIGHT AJUSTABLE

Características

Material	Fe+Pc
Terminado	Blanco
Pantalla	PC
Indice de protección	IP20
Base	Soporte de fijación
Dimensiones mm	ø118*106*23 mm
Lúmenes	560Lm
Temperatura	6,500K
Ángulo	120°

Parámetros Eléctricos

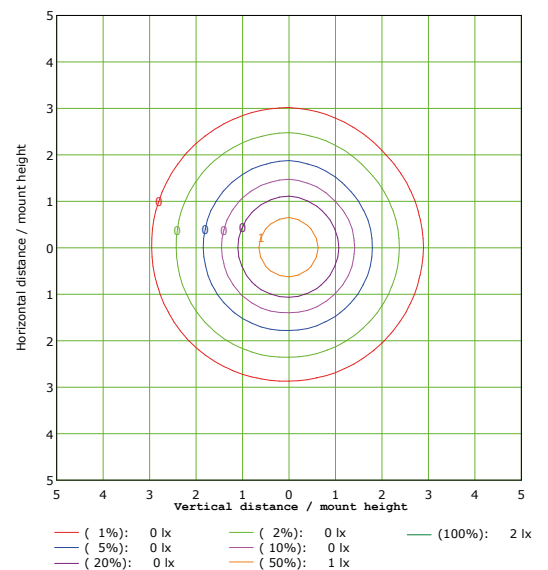
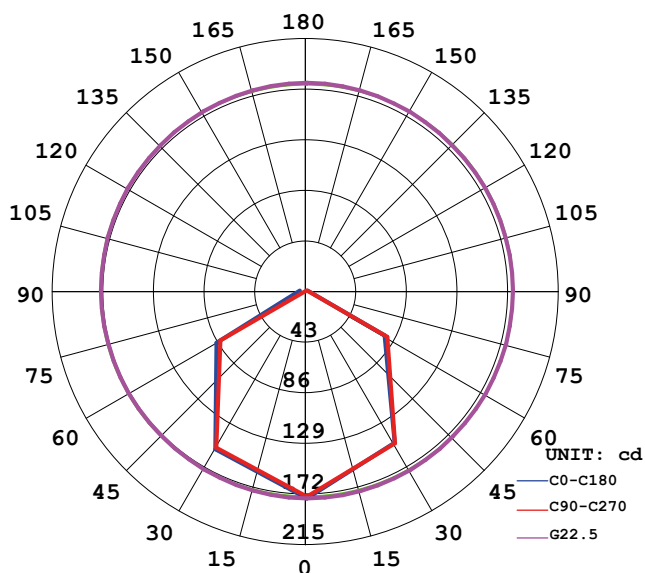
Tensión Nominal [V~]	85-265V~
Consumo de Potencia [W]	7W
Frecuencia Nominal [Hz]	50/60Hz
Consumo de Corriente [A]	0.08 a 0.02A
Temperatura de Operación	0 a 40 °C

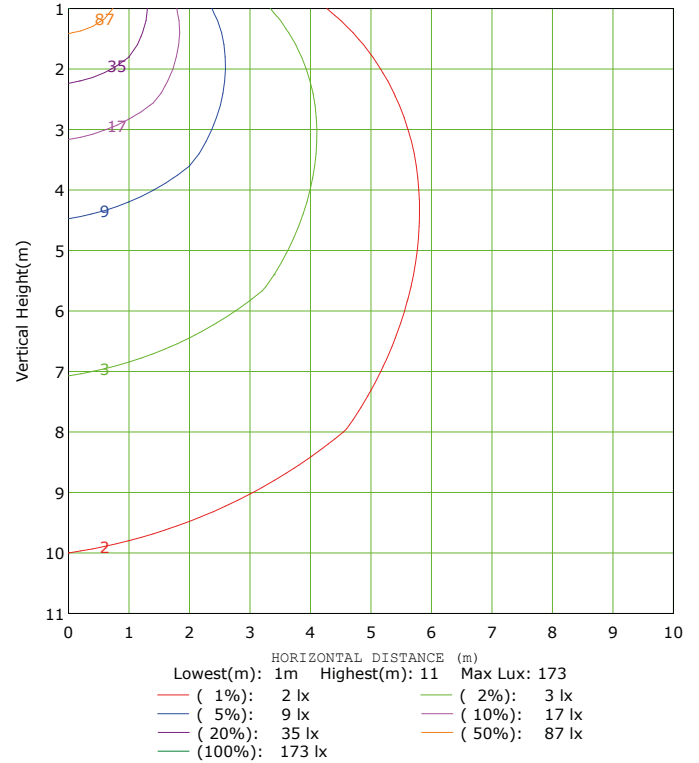
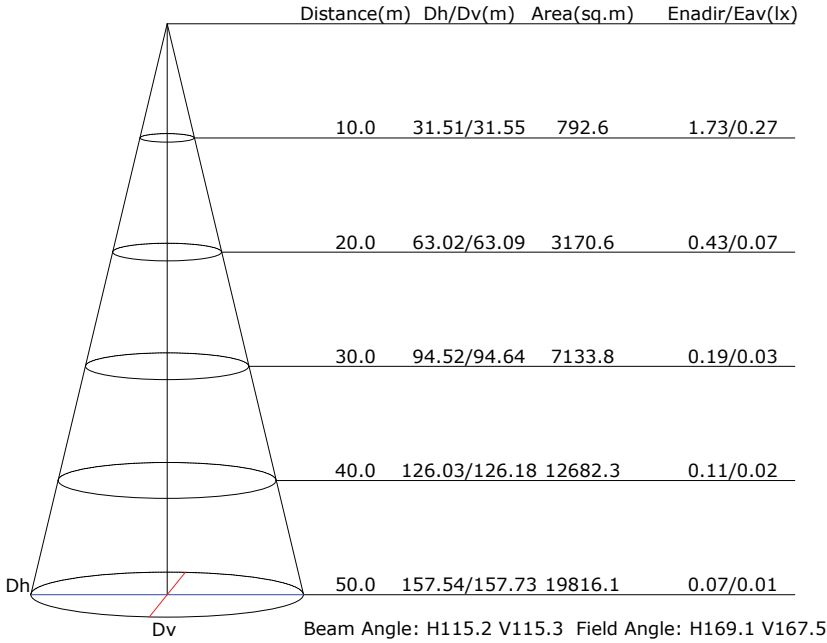
Beneficios

Garantía	2 Años de Garantía
Certificación	NOM ANCE

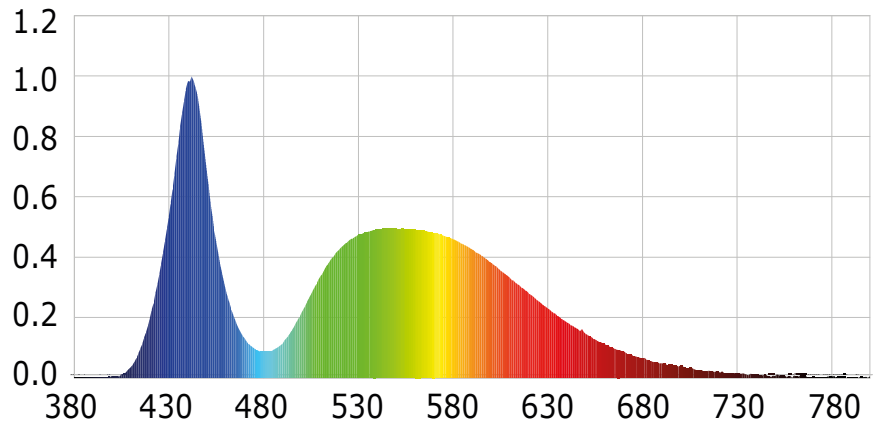
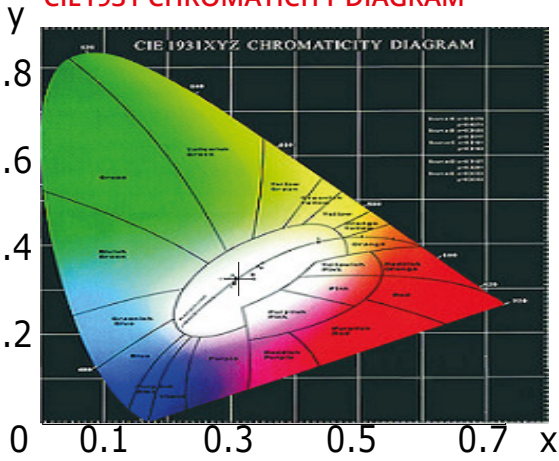


LUMINOUS INTENSITY DISTRIBUTION DIAGRAM





CIE1931 CHROMATICITY DIAGRAM



Parámetros colorimétricos

CCT: Tc=6530K (duv=0.00241)

CRI: Ra=69.8, avgR(1~14)= 61.7, avgR(1~15)= 61.8

Parámetros fotométricos

Luminous Flux: 549.62 Lm

EEL: 0.16

Pupil Flux: 935.13 Plm

Efficiency: 73.28Lm/W

Energy Efficiency Class: A+ (EU 874-2012)

Pupil Lumens Per Watt: 124.68 Plm/W

Radiant Power: 1.741W

Pupil Factor (Kp): 1.701

Parámetros eléctricos

Voltage: 220.50V

Power Factor: 0.5780

Current: 0.0590A

Frequency: 60.00Hz

Power: 7.50W