

TUBO INTEGRADO

Características

Material	ABS + Pc
Terminado	Oapalino
Pantalla	Pc
Indice de protección	IP20
Base	N/A
Dimensiones mm	1208*31*33 mm
Lúmenes	1,300 Lm
Temperatura	6,500K
Ángulo	140°

Parámetros Eléctricos

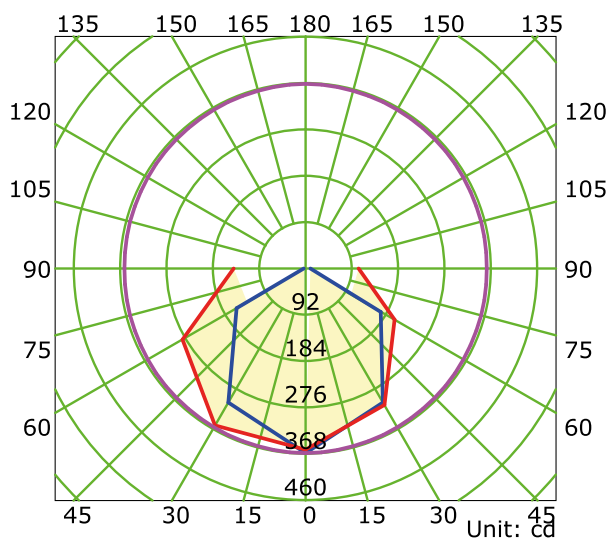
Tensión Nominal [V~]	100-240V~
Consumo de Potencia [W]	18W
Frecuencia Nominal [Hz]	50/60Hz
Consumo de Corriente [A]	0.18-0.07A
Temperatura de Operación	0 a 40 °C

Beneficios

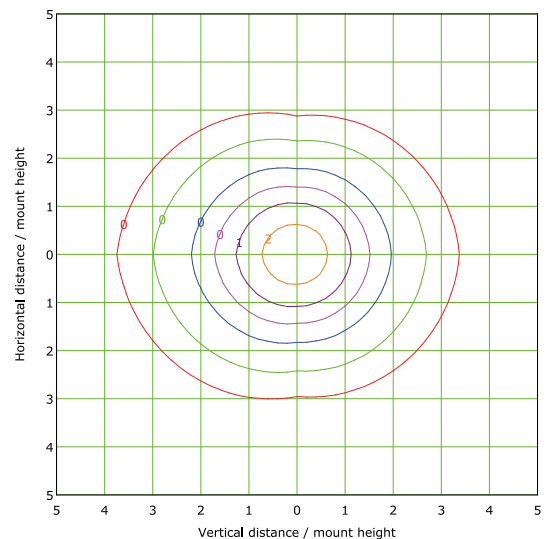
Garantía	1 Años de Garantía *
Certificación	NOM ANCE



Luminous Intensity Distribution Curve



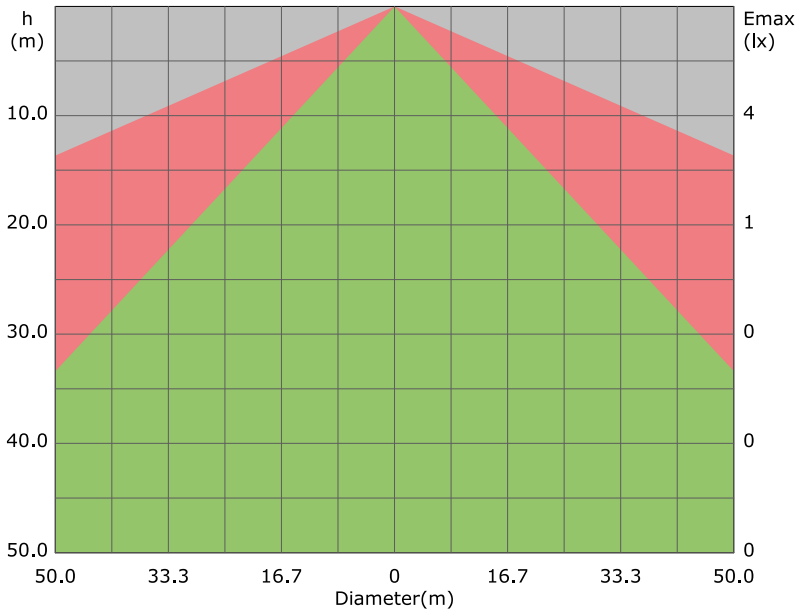
— C0-C180 — C90-C270 — G0



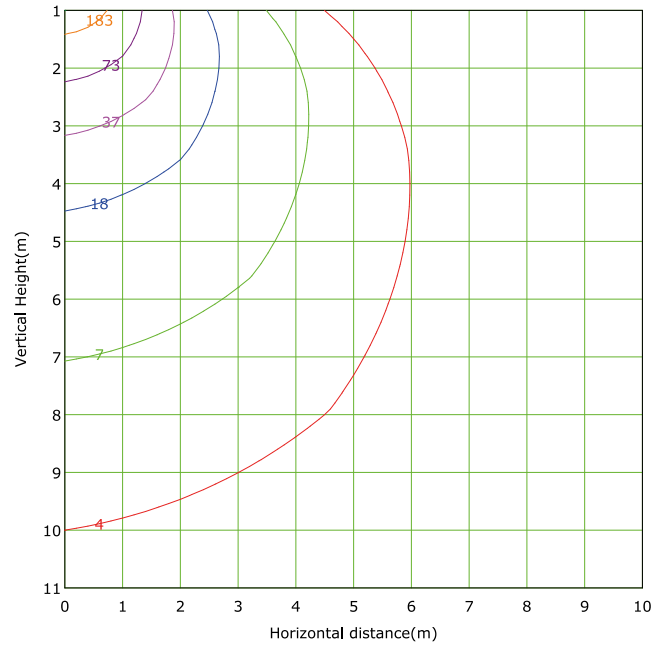
Mounting Height: 10m Max Lux(100%): 4 lx
 (1%): 0 lx (2%): 0 lx
 (5%): 0 lx (10%): 0 lx
 (20%): 1 lx (50%): 2 lx
 (100%): 4 lx

Características y Valores Aproximados

*Importante revisar la póliza de garantía de cada producto

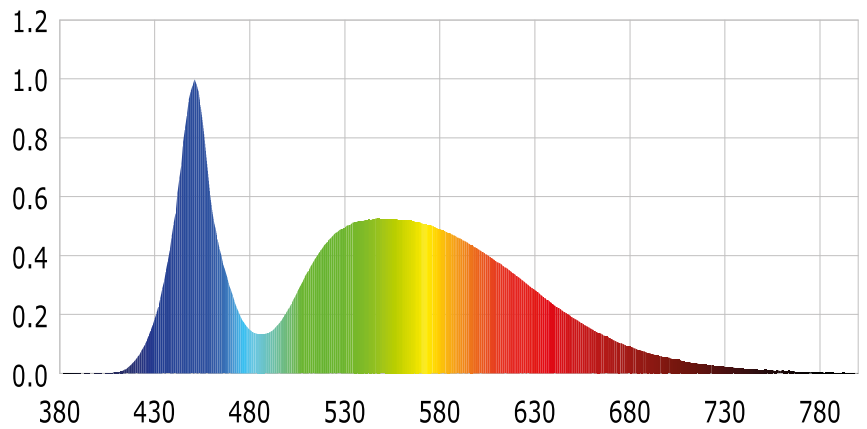
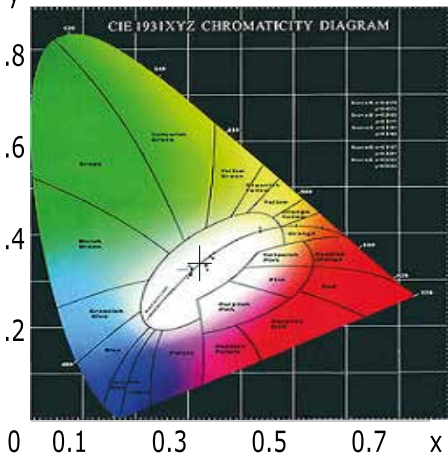


Cone: **113°/149°** C0 --C180 / C90--C270 **1318 lm**



Lowest(m): 1m	Highest(m): 11	Max Lux: 367
(1%): 4 lx	(2%): 7 lx	
(5%): 18 lx	(10%): 37 lx	
(20%): 73 lx	(50%): 183 lx	
(100%): 367 lx		

CIE1931 CHROMATICITY DIAGRAM



Parámetros colorimétricos

CCT: $T_c=5966K$ ($duv=0.00473$)

CRI: $R_a=75.4$, $avgR(1\sim14)=66.6$, $avgR(1\sim15)=66.8$

Parámetros fotométricos

Luminous Flux: 2055.14 Lm

EEL: 0.12

Pupil Flux: 3531.74 Plm

Efficiency: 120.25Lm/W

Energy Efficiency Class: A+ (EU 874-2012)

Pupil Lumens Per Watt: 206.66 Plm/W

Radiant Power: 6.349 W

Pupil Factor (K_p): 1.718

Parámetros eléctricos

Voltage: 127.10V

Power Factor: 0.6020

Current: 0.2230A

Frequency: 60.00Hz

Power: 17.09W