

DOWNLIGHTS SOBREPONER

Características

Material	AL+PS
Terminado	Negro
Pantalla	PS
Indice de protección	IP20
Base	Soporte de Fijación
Dimensiones mm	ø222*33 mm
Lúmenes	1,350 Lm
Temperatura	6,500K
Ángulo	120°

Parámetros Eléctricos

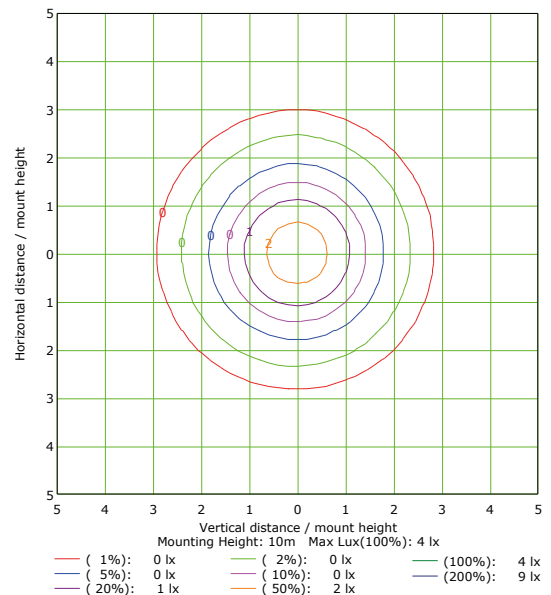
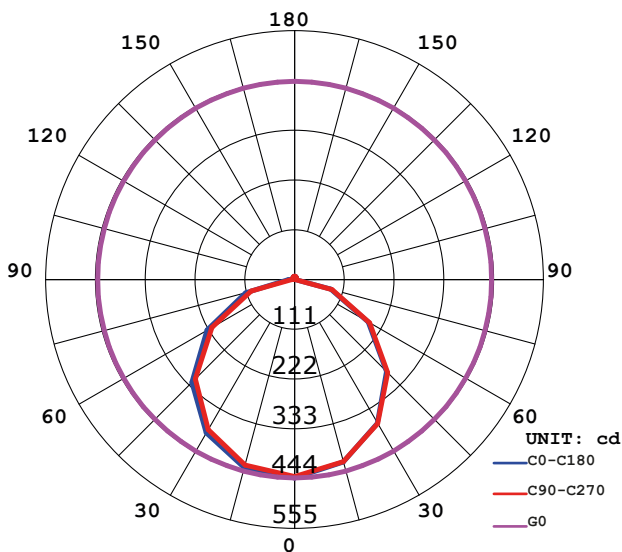
Tensión Nominal [V~]	85-265V~
Consumo de Potencia [W]	18W
Frecuencia Nominal [Hz]	50/60Hz
Consumo de Corriente [A]	0.21A
Temperatura de Operación	0 a 40 °C

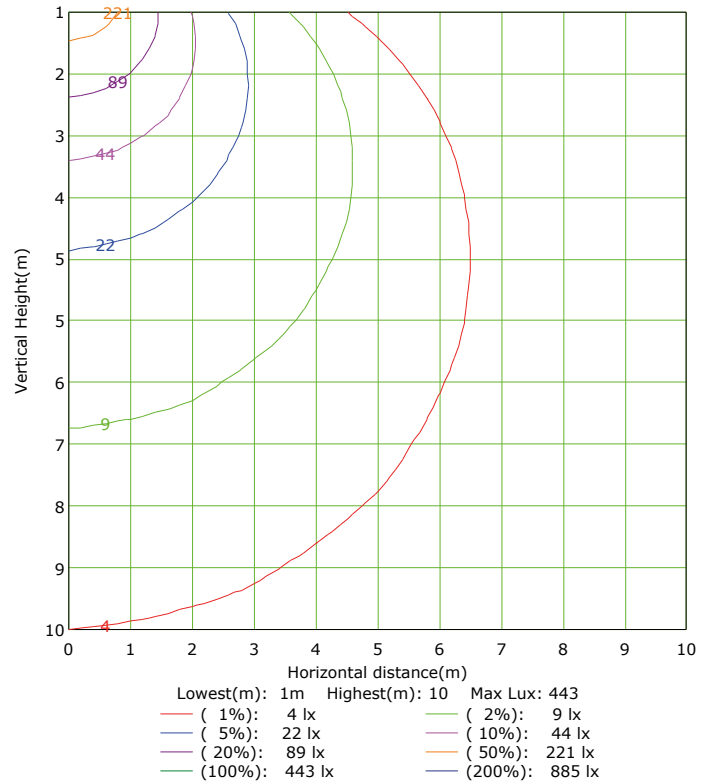
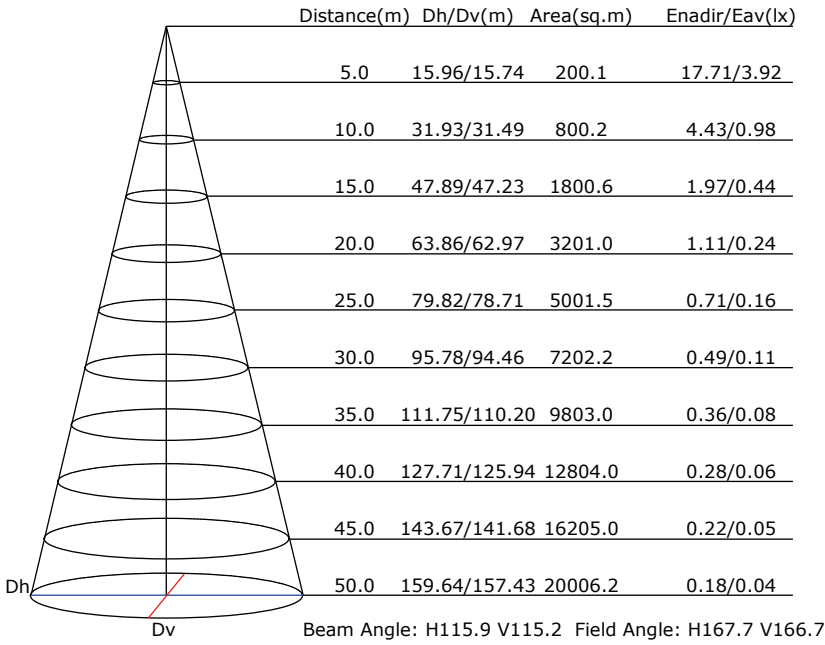
Beneficios

Garantía	3 Años de Garantía
Certificación	NOM ANCE

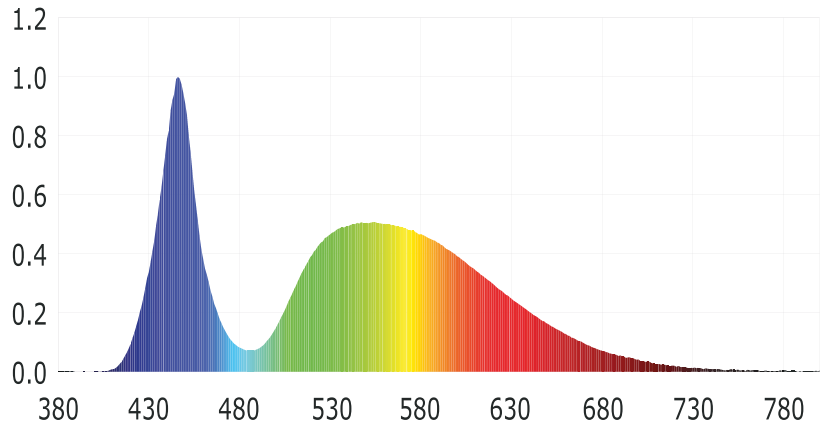
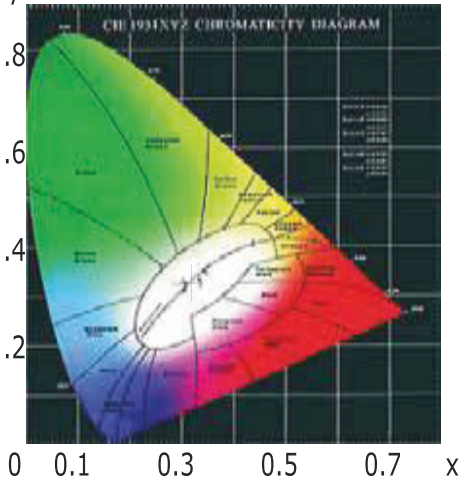


LUMINOUS INTENSITY DISTRIBUTION DIAGRAM





CIE1931 CHROMATICITY DIAGRAM



Parámetros colorimétricos

CCT: Tc=6162K (duv=0.00005)

CRI: Ra= 70.1, avgR(1~14)= 59.5, avgR(1~15)=59.9

Parámetros fotométricos

Luminous Flux:1500.56 Lm

EEl: 0.18

Pupil Flux: 2485.06Plm

Efficiency: 76.72 Lm/W

Energy Efficiency Class: A+ (EU 874-2012)

Pupil Lumens Per Watt: 127.05 Plm/W

Radiant Power: 4.644 W

Pupil Factor (Kp): 1.656

Parámetros eléctricos

Voltage: 126.70V

Power Factor: 0.6140

Current: 0.2500A

Frequency: 60.00Hz

Power:19.56W