

DOWNLIGHTS SOBREPONER

Características

Material	AL+PS
Terminado	Negro
Pantalla	PS
Indice de protección	IP20
Base	Soporte de Fijación
Dimensiones mm	ø300*33 mm
Lúmenes	1,900 Lm
Temperatura	6,500K
Ángulo	120°

Parámetros Eléctricos

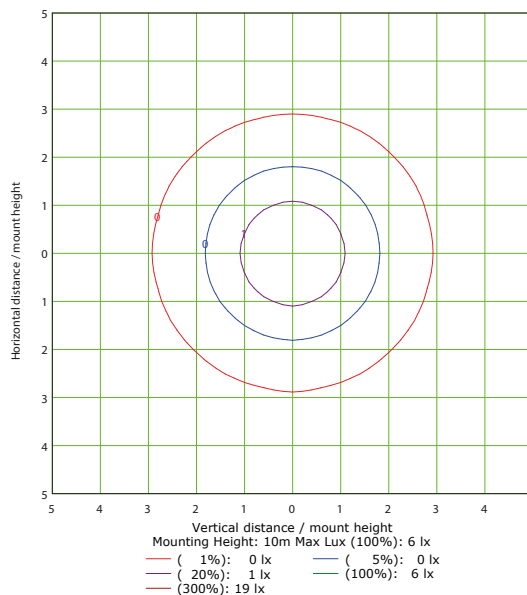
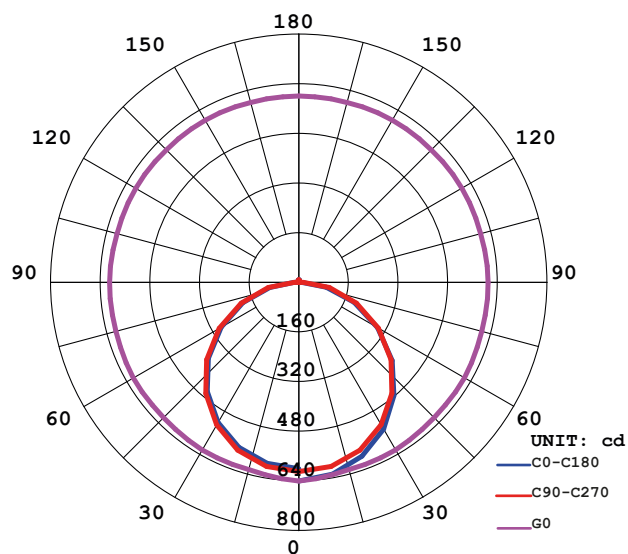
Tensión Nominal [V~]	85-265V~
Consumo de Potencia [W]	24 W
Frecuencia Nominal [Hz]	50/60Hz
Consumo de Corriente [A]	0.28A
Temperatura de Operación	0 a 40 °C

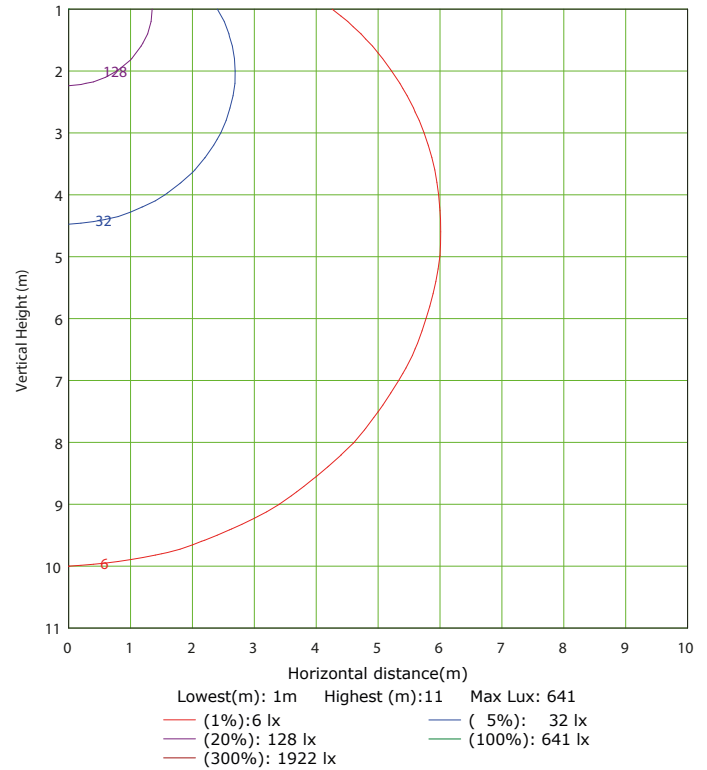
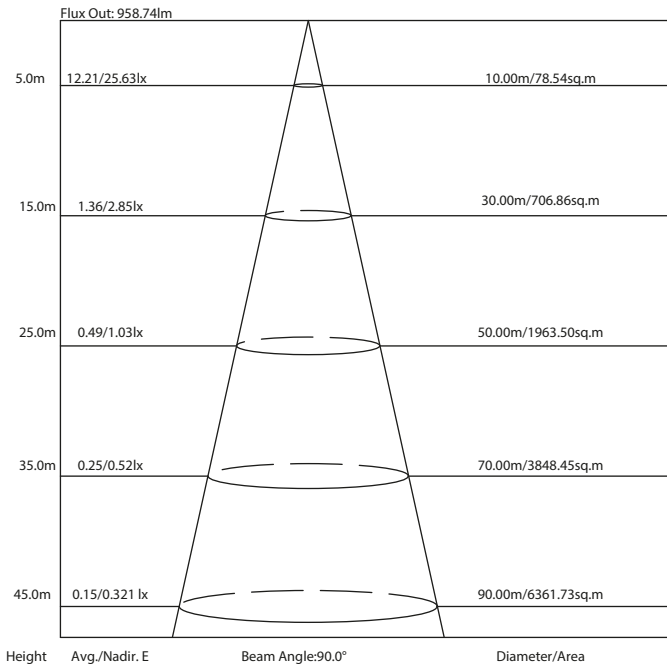
Beneficios

Garantía	3 Años de Garantía
Certificación	NOM ANCE

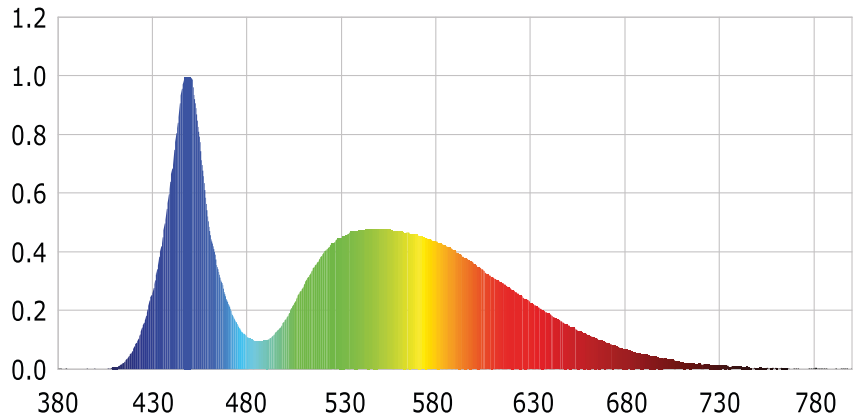
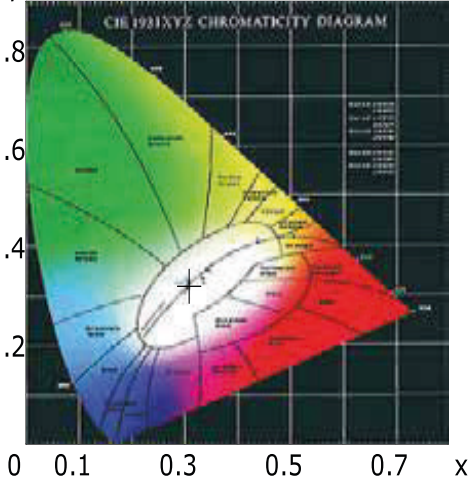


LUMINOUS INTENSITY DISTRIBUTION DIAGRAM





CIE1931 CHROMATICITY DIAGRAM



Parámetros colorimétricos

CCT: Tc=6752K (duv=0.00083)

CRI: Ra= 72.9, avgR(1~14)= 62.6, avgR(1~15)=63.1

Parámetros fotométricos

Luminous Flux:2189.52 Lm

EEL: 0.16

Pupil Flux: 3835.50Plm

Efficiency: 86.00 Lm/W

Energy Efficiency Class: A+ (EU 874-2012)

Pupil Lumens Per Watt: 150.65 Plm/W

Radiant Power: 6.925 W

Pupil Factor (Kp): 1.752

Parámetros eléctricos

Voltage: 127.00V

Power Factor: 0.6180

Current: 0.3240A

Frequency: 60.00Hz

Power:25.46W