

CEILING LIGHT DIRIGIBLE

Características

Material	AL
Terminado	Blanco
Pantalla	PC
Indice de protección	IP20
Base	Soporte de Fijación
Dimensiones mm	ø108*75mm
Lúmenes	900 Lm
Temperatura	6,500K
Ángulo	30°

Parámetros Eléctricos

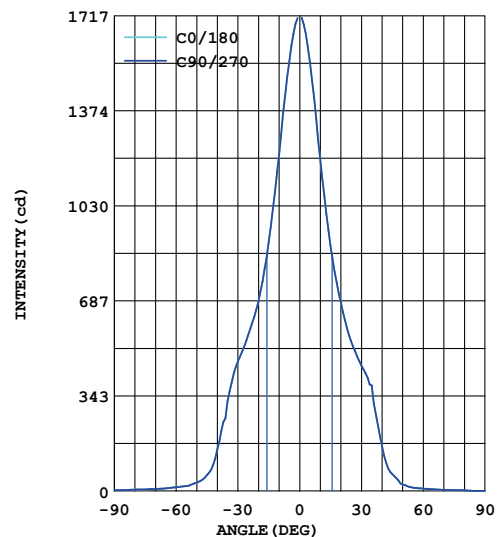
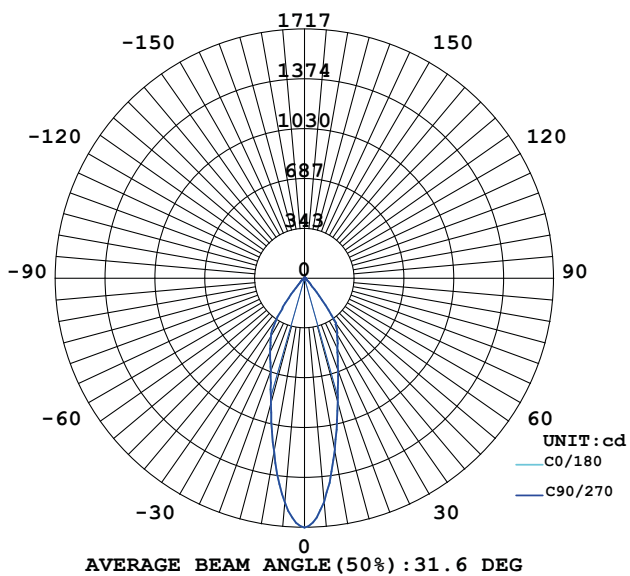
Tensión Nominal [V~]	85-265V~
Consumo de Potencia [W]	10W
Frecuencia Nominal [Hz]	50/60Hz
Consumo de Corriente [A]	0.12A
Temperatura de Operación	0 - 40 °C

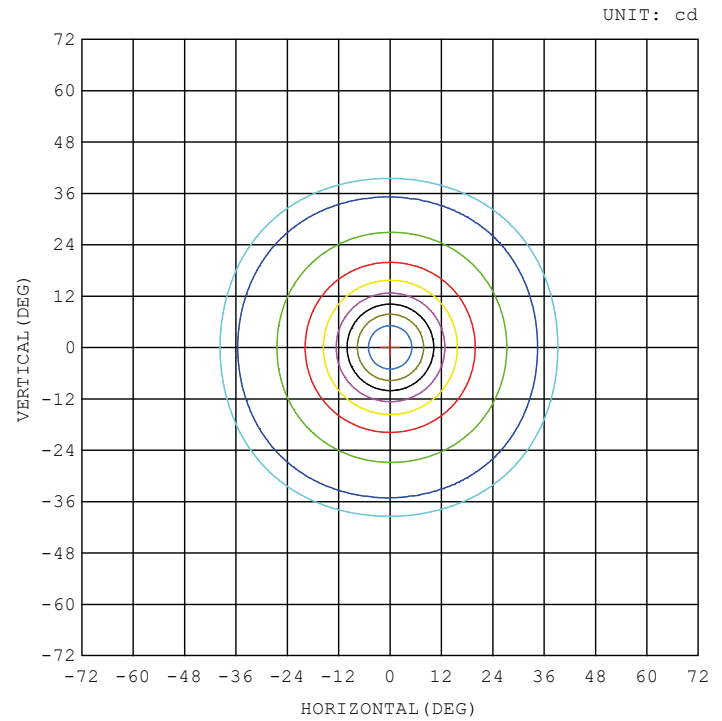
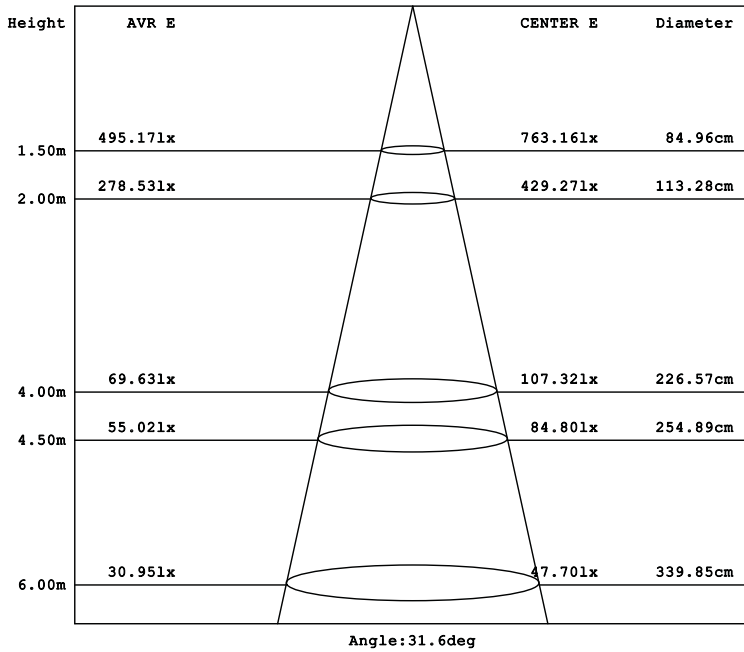
Beneficios

Garantía	2 Años de Garantía
Certificación	NOM ANCE



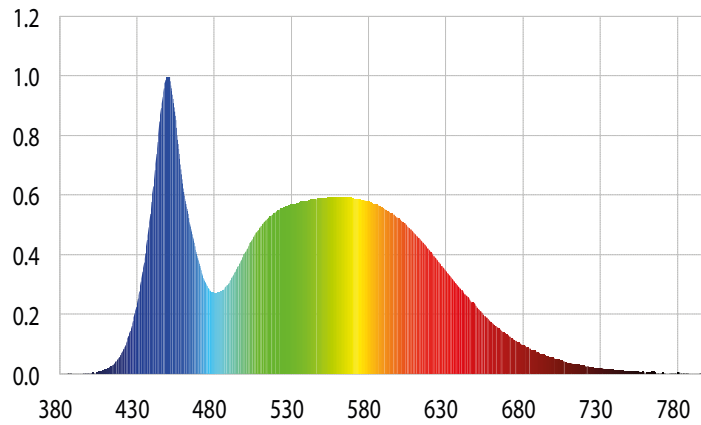
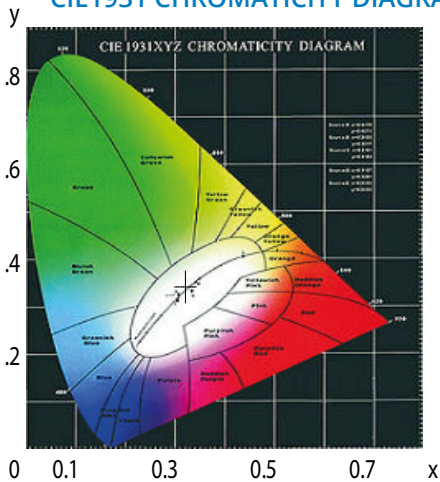
LUMINOUS INTENSITY DISTRIBUTION DIAGRAM





- 10%
- 20%
- 30%
- 40%
- 50%
- 60%
- 70%
- 80%
- 90%

CIE1931 CHROMATICITY DIAGRAM



Parámetros colorimétricos

CCT: Tc=5960K (duv=0.00738)

CRI: Ra= 80.6, avgR(1~14)= 72.5, avgR(1~15)= 72.4

Parámetros fotométricos

Luminous Flux: 1085.90 Lm

EEL: 0.13

Pupil Flux: 1955.84 Plm

Efficiency: 104.82Lm/W

Energy Efficiency Class: A+ (EU 874-2012)

Pupil Lumens Per Watt: 188.79 Plm/W

Radiant Power: 3.383 W

Pupil Factor (Kp): 1.801

Parámetros eléctricos

Voltage: 127.50V

Power Factor: 0.5930

Current: 0.1370A

Frequency: 60.00Hz

Power: 10.36W