

CEILING LIGHT DIRIGIBLE

Características

Material	AL
Terminado	Blanco
Pantalla	AL
Indice de protección	IP20
Base	Soporte de Fijación
Dimensiones mm	ø136*109*54 mm
Lúmenes	1,650 Lm
Temperatura	6,500K / 3,500K
Ángulo	25°

Parámetros Eléctricos

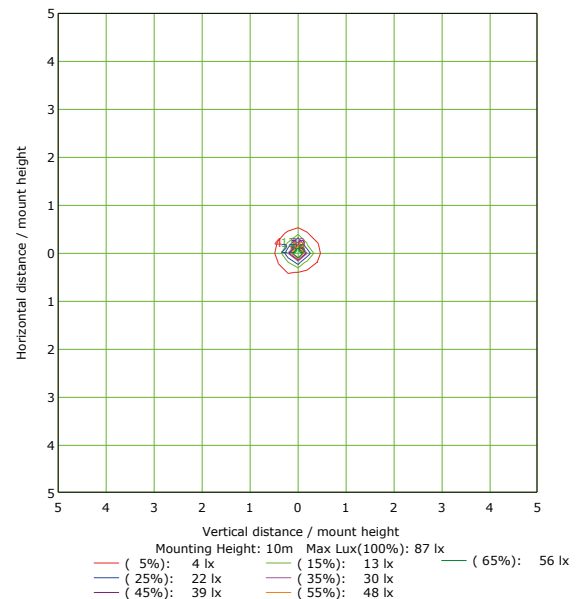
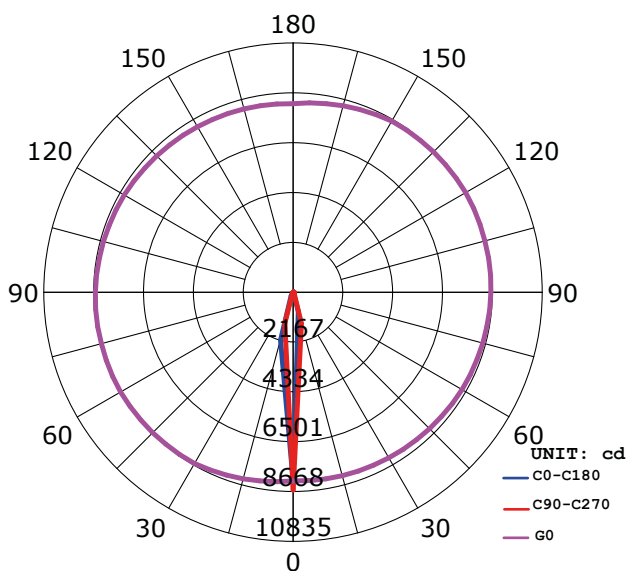
Tensión Nominal [V~]	85-265V~
Consumo de Potencia [W]	12W
Frecuencia Nominal [Hz]	50/60Hz
Consumo de Corriente [A]	0.14A
Temperatura de Operación	0 - 40 °C

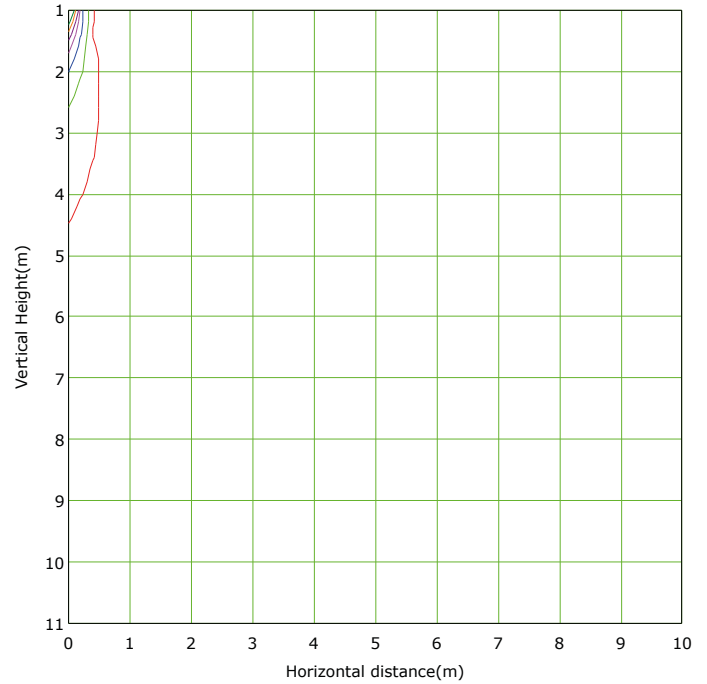
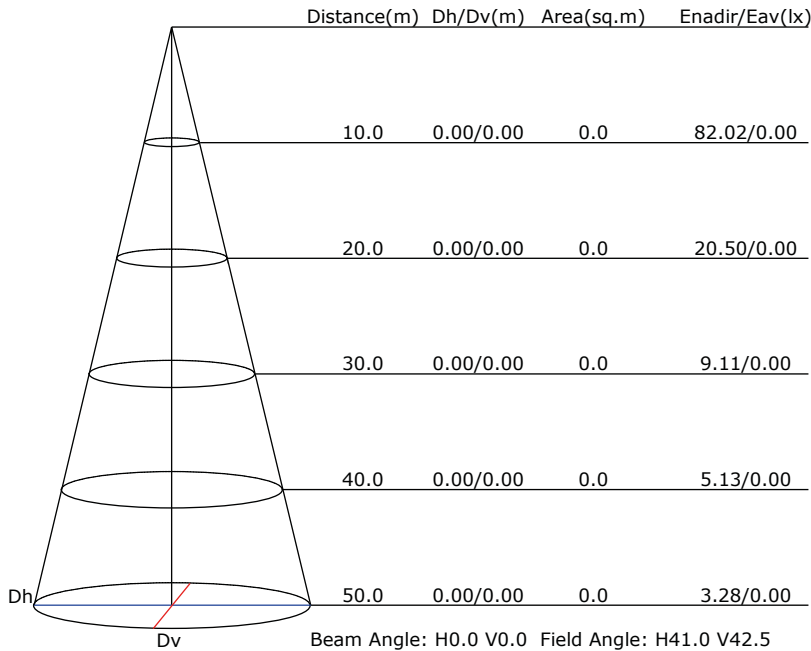
Beneficios

Garantía	2 Años de Garantía
Certificación	NOM ANCE



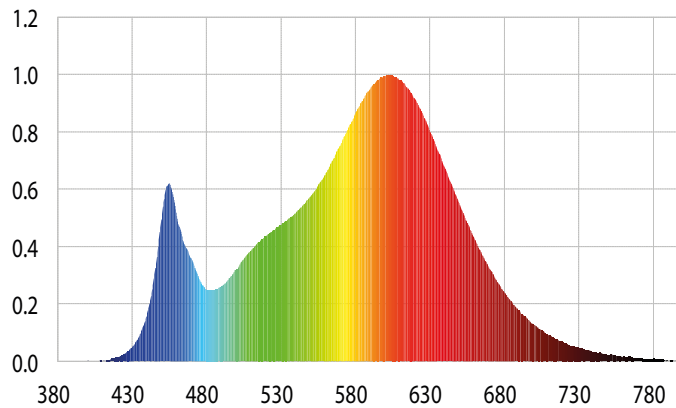
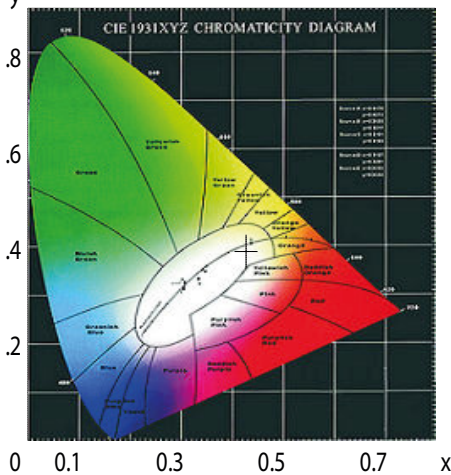
LUMINOUS INTENSITY DISTRIBUTION DIAGRAM





Lowest(m): 1m Highest(m): 11 Max Lux: 8202
 (5%): 410 lx (15%): 1230 lx
 (25%): 2050 lx (35%): 2871 lx
 (45%): 3691 lx (55%): 4511 lx
 (65%): 5331 lx

CIE1931 CHROMATICITY DIAGRAM



Parámetros colorimétricos

CCT: Tc=3040K (duv=0.00327)

CRI: Ra= 82.4, avgR(1~14)= 77.6, avgR(1~15)= 77.4

Parámetros fotométricos

Luminous Flux: 1652.15 Lm

EEL: 0.10

Pupil Flux: 2163.99 Plm

Efficiency: 140.61 Lm/W

Energy Efficiency Class: A+ (EU 874-2012)

Pupil Lumens Per Watt: 1847.17 Plm/W

Radiant Power: 5.037 W

Pupil Factor (Kp): 1.310

Parámetros eléctricos

Voltage: 127.10V

Power Factor: 0.6490

Current: 0.1420A

Frequency: 60.00Hz

Power: 11.75W