

**PANEL DOWNLIGHTS**

**Características**

Material	AL+PS
Terminado	Blanco
Pantalla	PS
Indice de protección	IP20
Base	Soporte de Fijación
Dimensiones mm	ø223*205*20 mm
Lúmenes	1,350 / 1,280 Lm
Temperatura	6,500K / 3,500K
Ángulo	120°

**Parámetros Eléctricos**

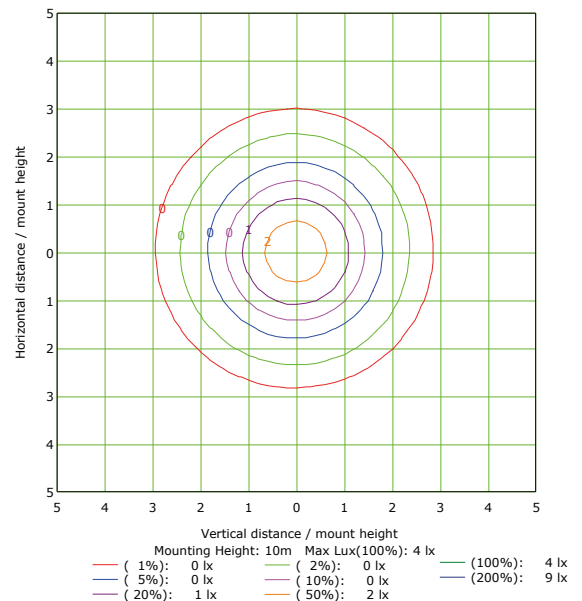
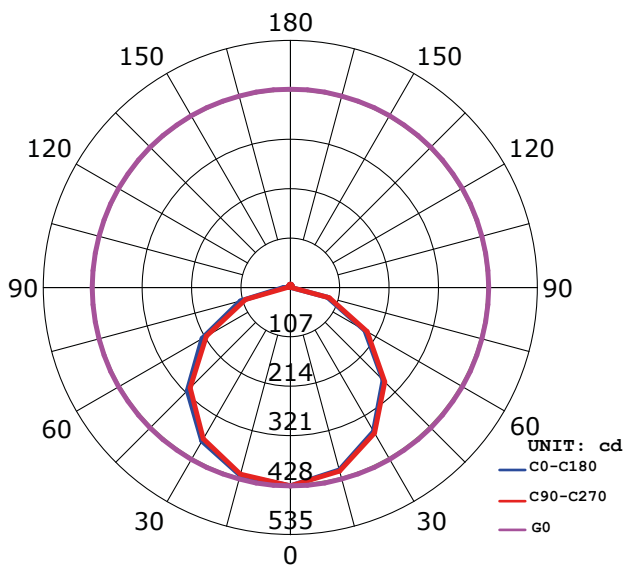
Tensión Nominal [V~]	85-265V~
Consumo de Potencia [W]	18W
Frecuencia Nominal [Hz]	50/60Hz
Consumo de Corriente [A]	0.21A
Temperatura de Operación	0 - 40 °C

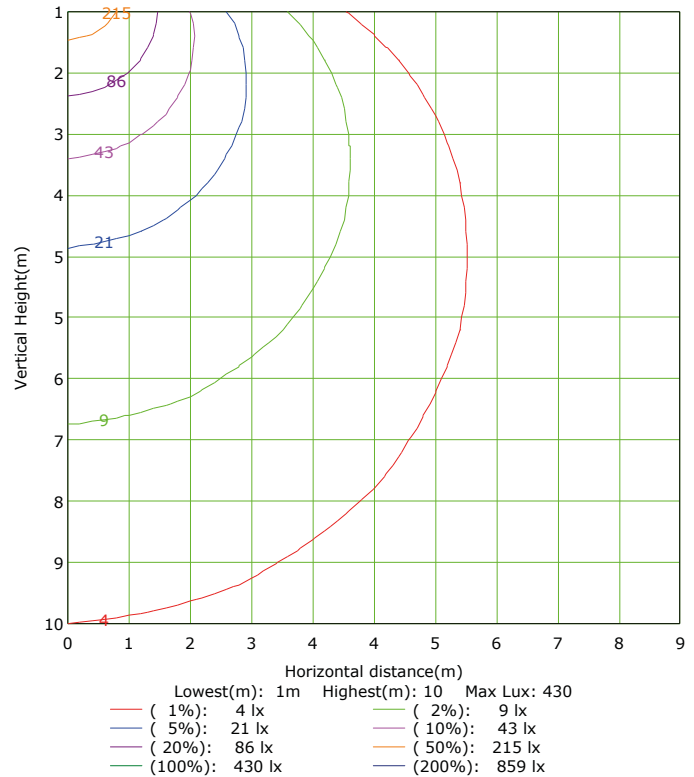
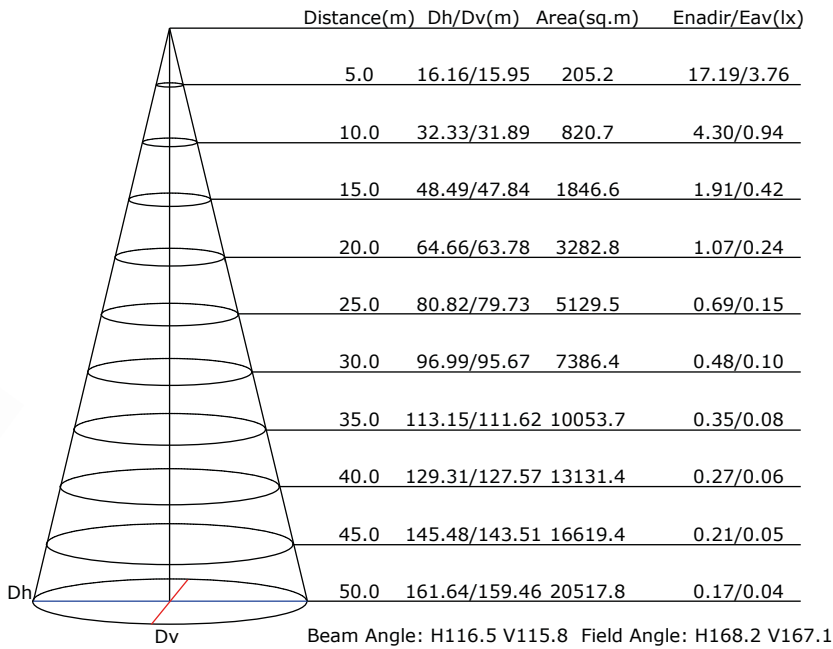
**Beneficios**

Garantía	2 Años de Garantía
Certificación	NOM ANCE

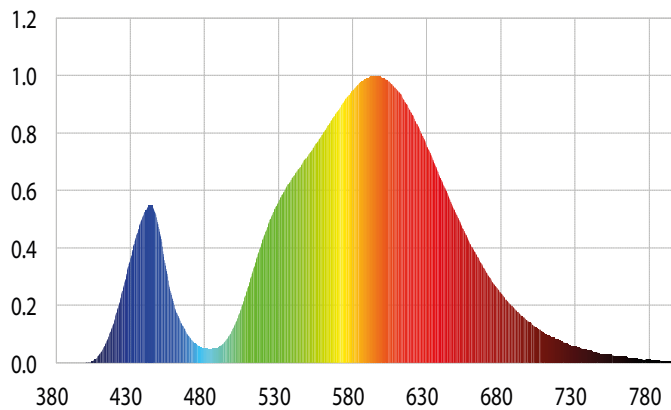
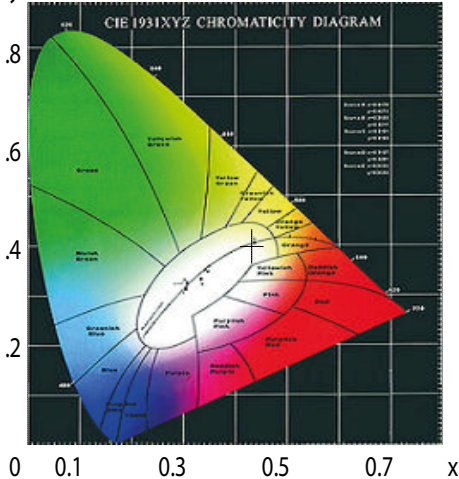


**LUMINOUS INTENSITY DISTRIBUTION DIAGRAM**





## CIE1931 CHROMATICITY DIAGRAM



### Parámetros colorimétricos

CCT: Tc=3066K (duv=0.00035)

CRI: Ra= 70.0, avgR(1~14)= 60.2, avgR(1~15)= 60.4

### Parámetros fotométricos

Luminous Flux:1250.25 Lm

EEL: 0.16

Pupil Flux: 1399.85 Plm

Efficiency: 66.22 Lm/W

Energy Efficiency Class: A+ (EU 874-2012)

Pupil Lumens Per Watt: 74.14 Plm/W

Radiant Power: 3.621 W

Pupil Factor (Kp): 1.120

### Parámetros eléctricos

Voltage: 127.00V

Power Factor: 0.6100

Current: 0.2430A

Frequency: 60.00Hz

Power:18.88W