

DOWNLIGHT

Características

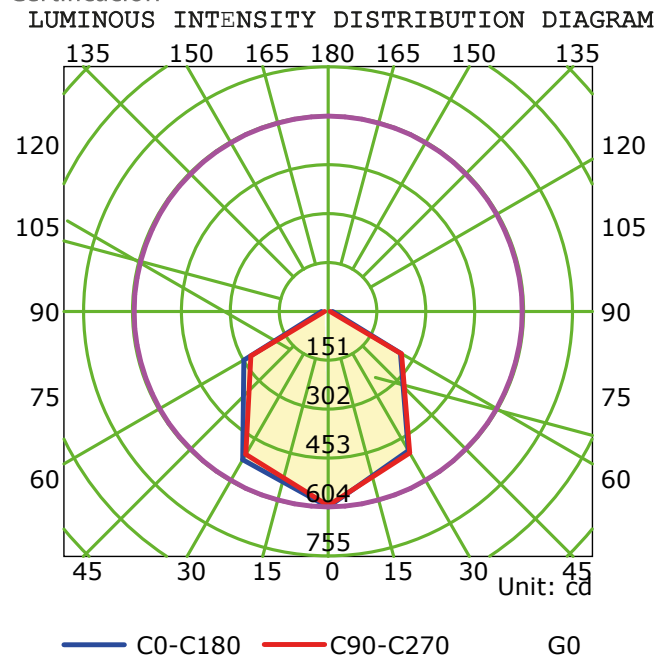
Material	Al
Terminado	Negro
Pantalla	Ps
Índice de protección	IP20
Base	Base para Sobreponer
Dimensiones mm	ø125*35 mm
Lúmenes	1,800 Lm
Temperatura	6,500 K
Ángulo	120°

Parámetros Eléctricos

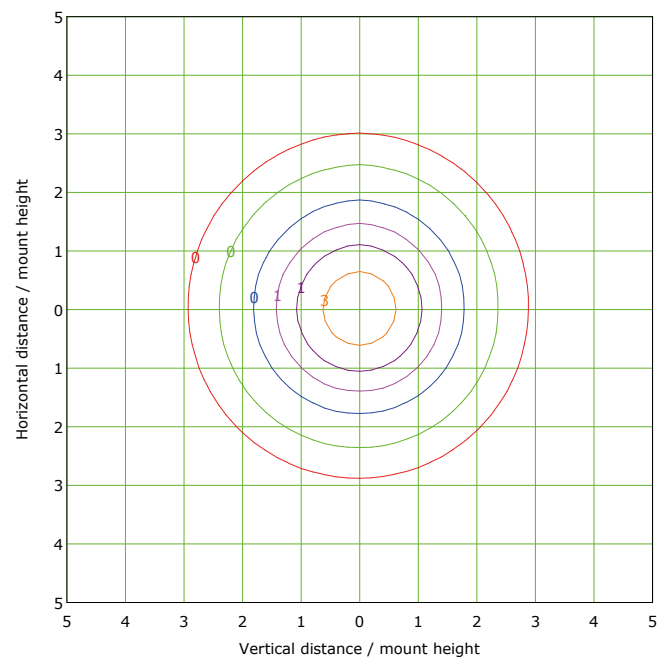
Tensión Nominal [V~]	85-265V~
Consumo de Potencia [W]	16W
Frecuencia Nominal [Hz]	50/60Hz
Consumo de Corriente [A]	0.18-0.06 A
Temperatura de Operación	-10 a 4 5°C

Beneficios

Garantía	3 Años de Garantía*
Certificación	NOM



IsoLux Plot



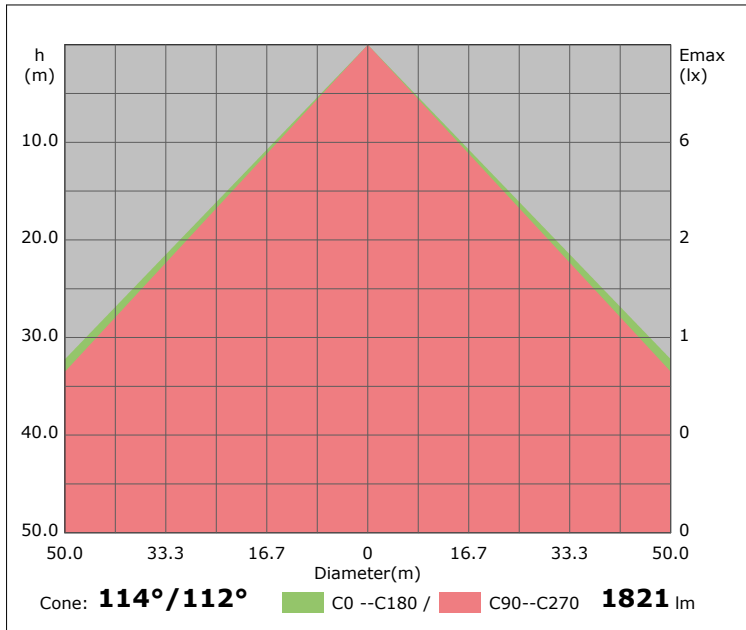
Mounting Height: 10m Max Lux(100%): 6 lx

(1%): 0 lx	(2%): 0 lx
(5%): 0 lx	(10%): 1 lx
(20%): 1 lx	(50%): 3 lx
(100%): 6 lx	

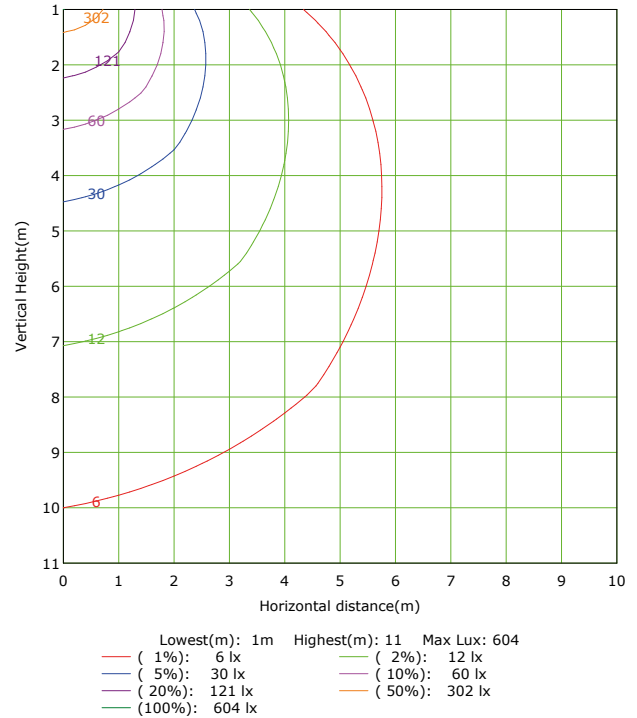
Características y Valores Aproximados

*Importante revisar la póliza de garantía de cada producto

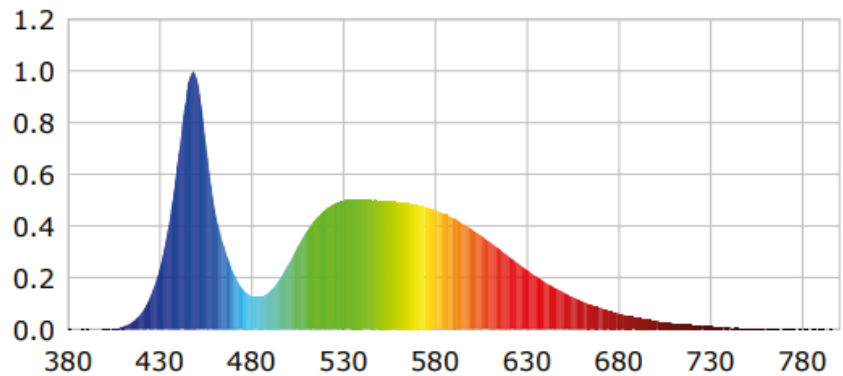
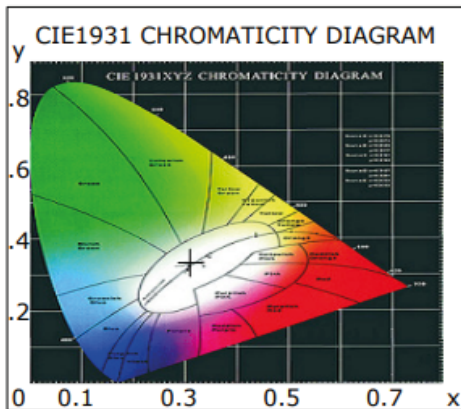
Illuminance at a Distance



Vertical IsoLux Plot



CIE1931 CHROMATICITY DIAGRAM



Parámetros colorimétricos

CCT: Tc=6576K (duv=0.00841)

CRI: Ra= 72.8, avgR(1~14)= 64.5, avgR(1~15)= 64.4

Parámetros fotométricos

Luminous Flux:1747.14 lm

EEL: 0.13

Pupil Flux: 7317.52 Plm

Efficiency: 101.40 lmLm/W

Energy Efficiency Class: A+ (EU 874-2012)

Pupil Lumens Per Watt: 180.14 Plm/W

Radiant Power: 5.339 W

Pupil Factor (Kp): 1.776

Parámetros eléctricos

Voltage: 220.70V

Power Factor: 0.6250

Current: 0.1250A

Frequency: 60.00Hz

Power: 17.23W