

PANEL DOWNLIGHTS

Características

Material	AL+PS
Terminado	Blanco
Pantalla	PS
Indice de protección	IP20
Base	Soporte de Fijación
Dimensiones mm	300*280*20 mm
Lúmenes	1,850 Lm
Temperatura	6,500K
Ángulo	120°

Parámetros Eléctricos

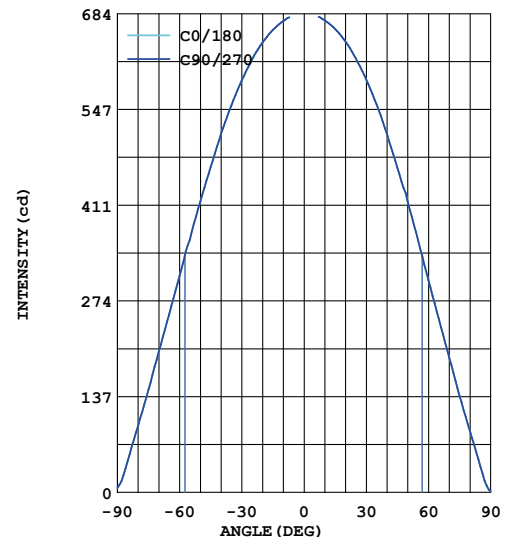
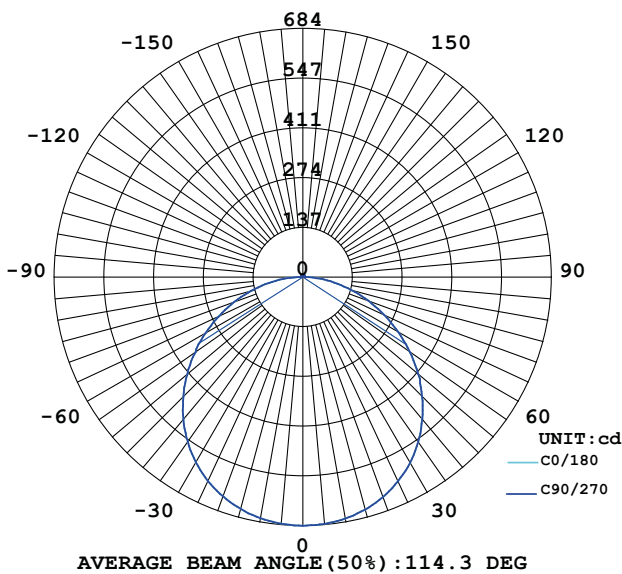
Tensión Nominal [V~]	85-265V~
Consumo de Potencia [W]	24W
Frecuencia Nominal [Hz]	50/60Hz
Consumo de Corriente [A]	0.28A
Temperatura de Operación	0 - 40 °C

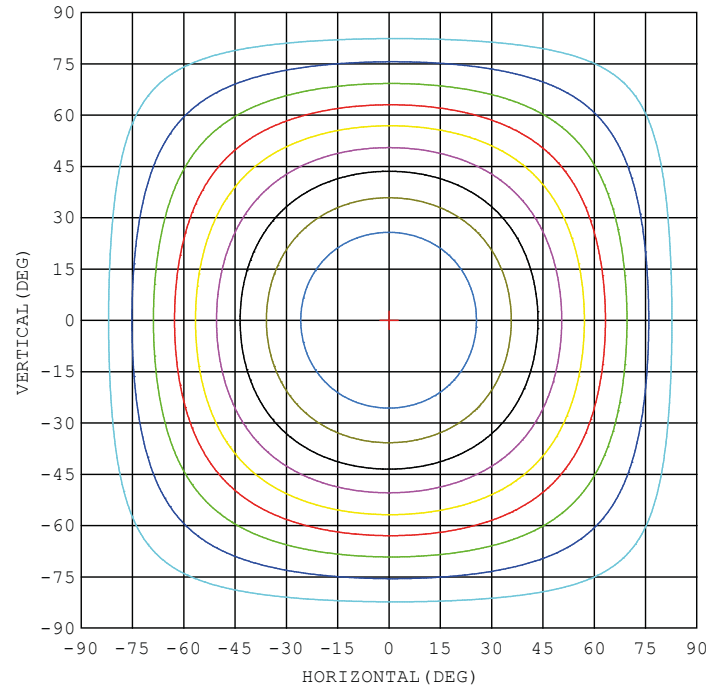
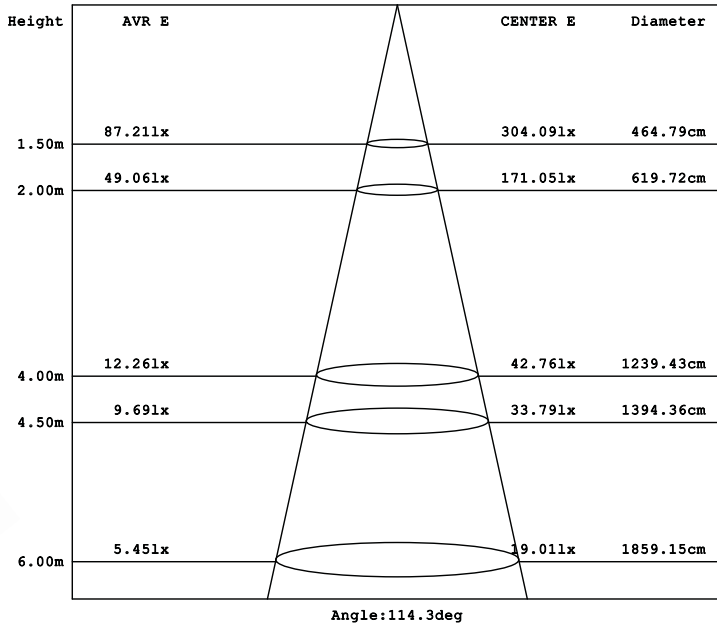
Beneficios

Garantía	2 Años de Garantía
Certificación	NOM ANCE

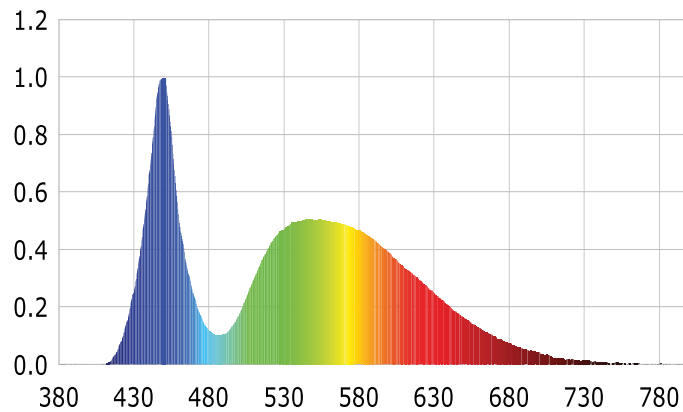
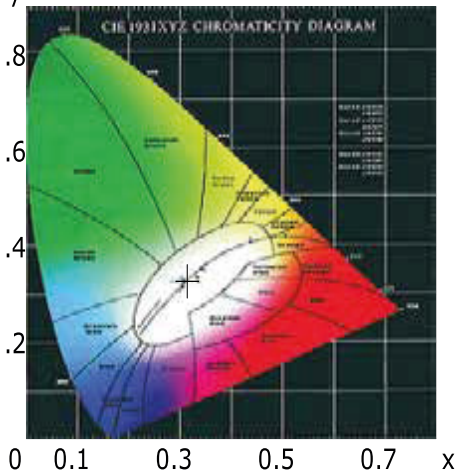


LUMINOUS INTENSITY DISTRIBUTION DIAGRAM





CIE1931 CHROMATICITY DIAGRAM



Parámetros colorimétricos

CCT: Tc=6418K (duv=0.00174)

CRI: Ra= 72.9, avgR(1~14)= 62.5, avgR(1~15)= 62.9

Parámetros fotométricos

Luminous Flux: 2004.41 Lm

EEL: 0.18

Pupil Flux: 3456.00 Plm

Efficiency: 76.86 Lm/W

Energy Efficiency Class: A+ (EU 874-2012)

Pupil Lumens Per Watt: 132.52 Plm/W

Radiant Power: 6.247 W

Pupil Factor (Kp): 1.724

Parámetros eléctricos

Voltage: 126.80V

Power Factor: 0.6220

Current: 0.3300A

Frequency: 60.00Hz

Power: 26.08W