

REFLECTORES RS

Características

Material	Al+FE
Terminado	Negro
Pantalla	Cristal
Indice de protección	IP65
Base	Soporte de Fijación
Dimensiones mm	102*91*25 mm
Lúmenes	900Lm
Temperatura	6,500K
Ángulo	120°

Parámetros Eléctricos

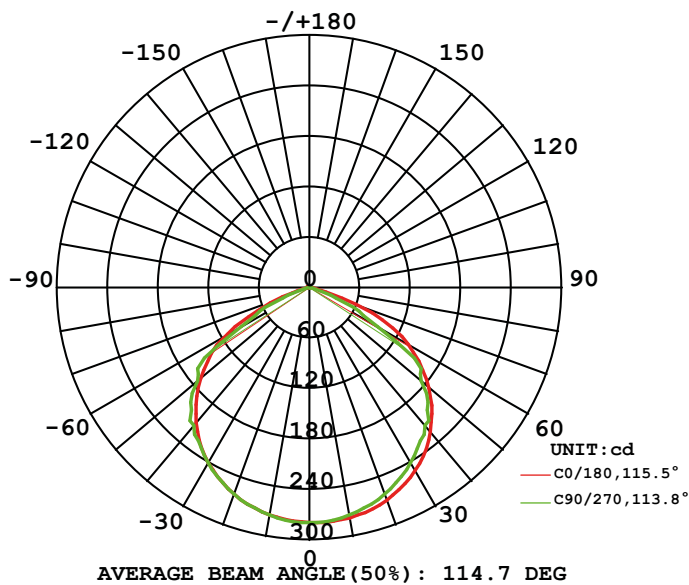
Tensión Nominal [V~]	100-240V~
Consumo de Potencia [W]	10W
Frecuencia Nominal [Hz]	50/60Hz
Consumo de Corriente [A]	0.10A
Temperatura de Operación	-5 a 45 °C

Beneficios

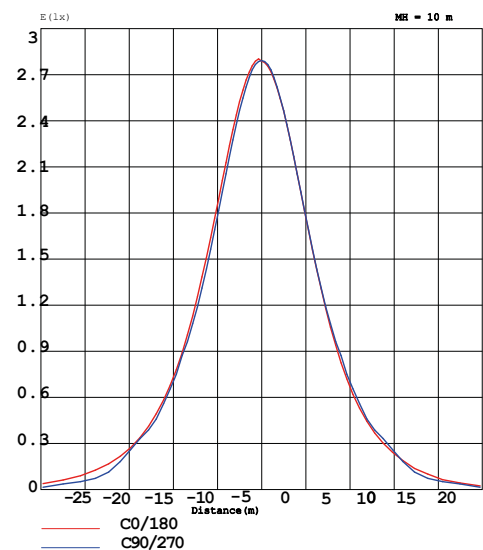
Garantía	2 Años de Garantía
Certificación	NOM ANCE

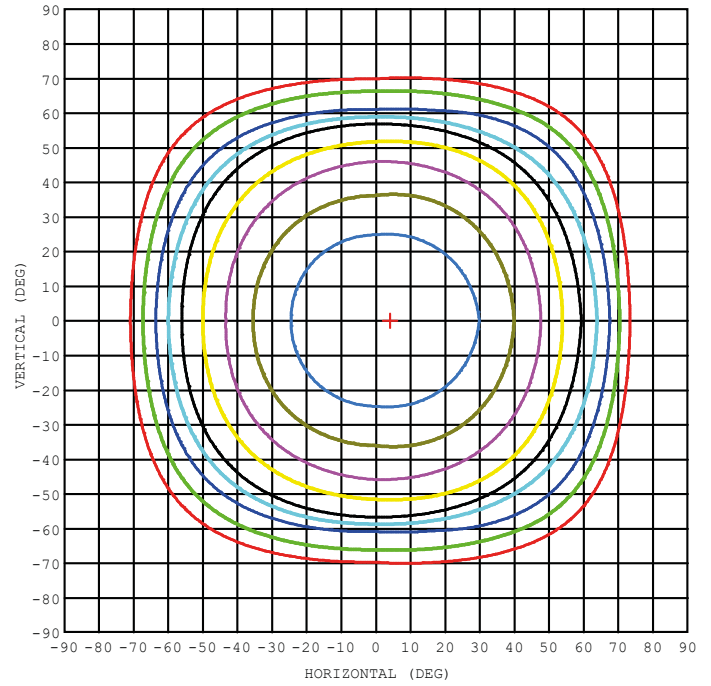
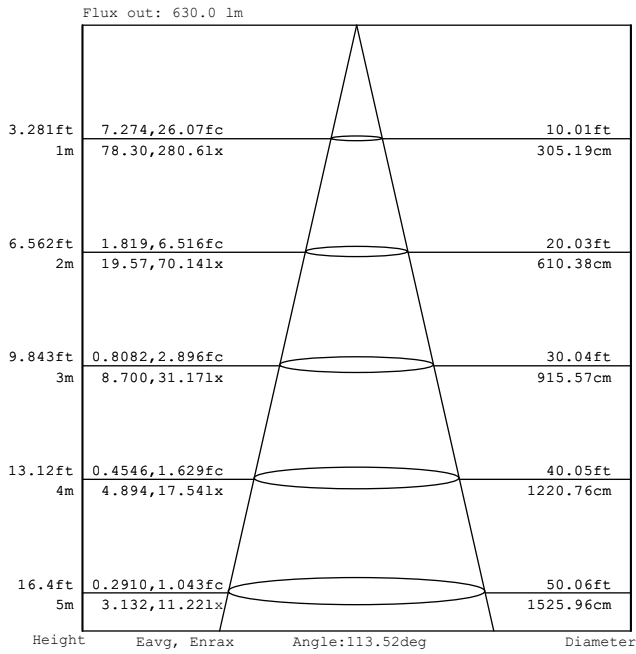


LUMINOUS INTENSITY DISTRIBUTION DIAGRAM



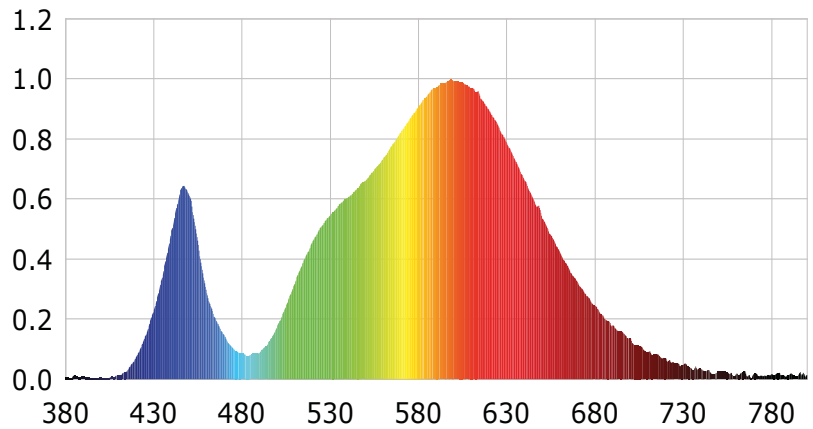
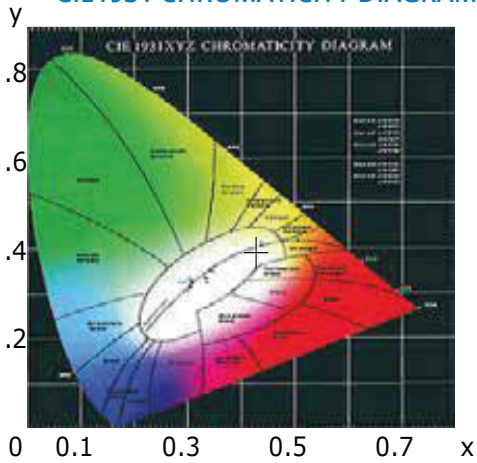
Planar Illuminance Curve





10% 28.09	40% 112.4	70% 196.7
20% 56.19	50% 140.5	80% 224.8
30% 84.28	60% 168.6	90% 252.9

CIE1931 CHROMATICITY DIAGRAM



Parámetros colorimétricos

CCT: Tc=3058K (duv=0.00305)

CRI: Ra=75.6, avgR(1~14)= 67.7, avgR(1~15)= 67.7

Parámetros fotométricos

Luminous Flux: 959.15 Lm

EEL: 0.15

Pupil Flux: 1136.40 Plm

Efficiency: 89.06Lm/W

Energy Efficiency Class: A+ (EU 874-2012)

Pupil Lumens Per Watt: 105.52 Plm/W

Radiant Power: 2.843W

Pupil Factor (Kp): 1.185

Parámetros eléctricos

Voltage: 127.20V

Power Factor: 0.9080

Current: 0.0930A

Frequency: 60.00Hz

Power: 10.77W