

## REFLECTORES RS

### Características

Material	Al+FE
Terminado	Negro
Pantalla	Cristal
Indice de protección	IP65
Base	Soporte de Fijación
Dimensiones mm	135*108*25 mm
Lúmenes	1,800Lm
Temperatura	6,500K
Ángulo	120°

### Parámetros Eléctricos

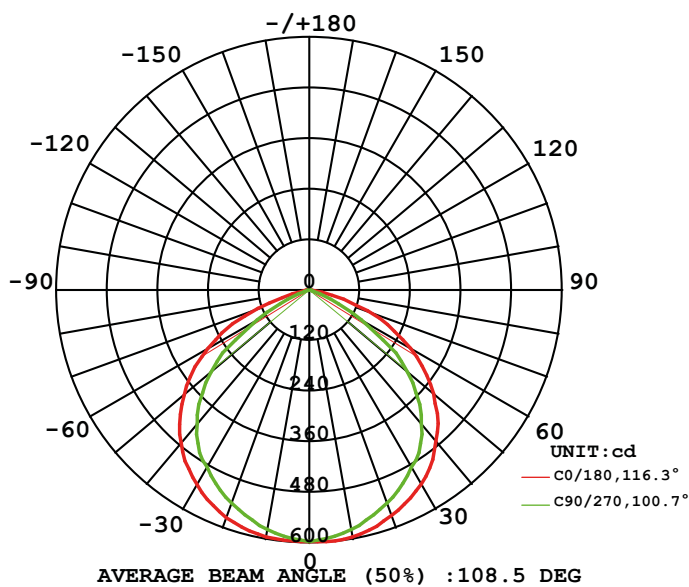
Tensión Nominal [V~]	100-240V~
Consumo de Potencia [W]	20W
Frecuencia Nominal [Hz]	50/60Hz
Consumo de Corriente [A]	0.20A
Temperatura de Operación	-5 a 45 °C

### Beneficios

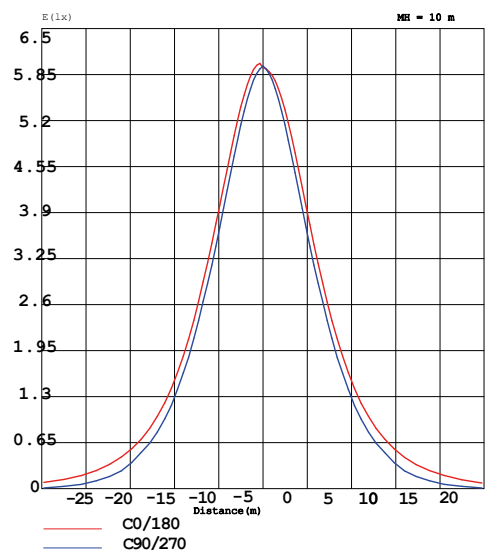
Garantía	2 Años de Garantía
Certificación	NOM ANCE

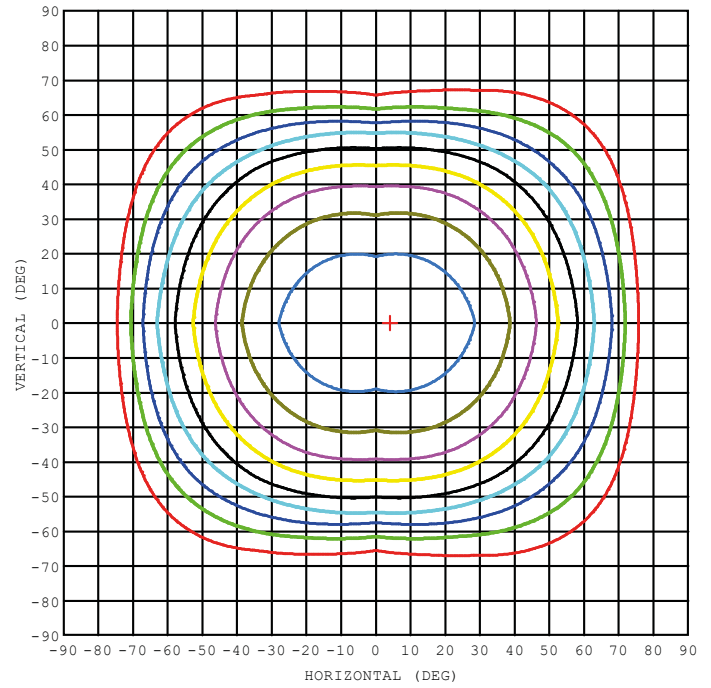
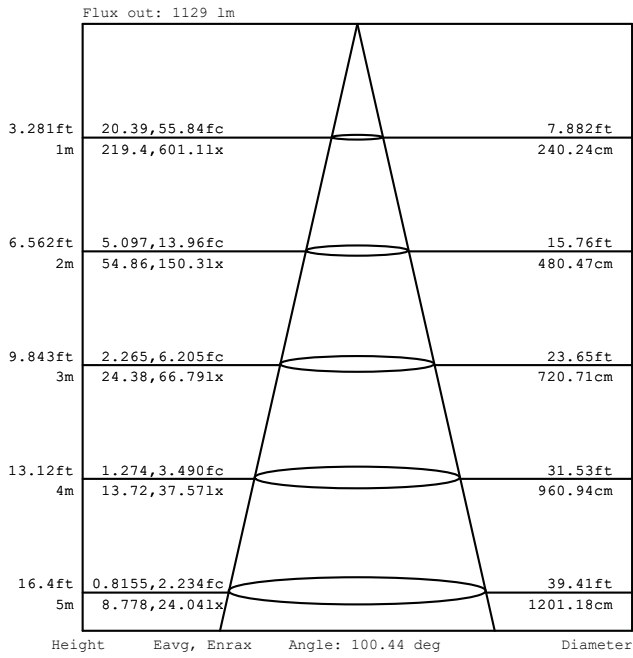


### LUMINOUS INTENSITY DISTRIBUTION DIAGRAM



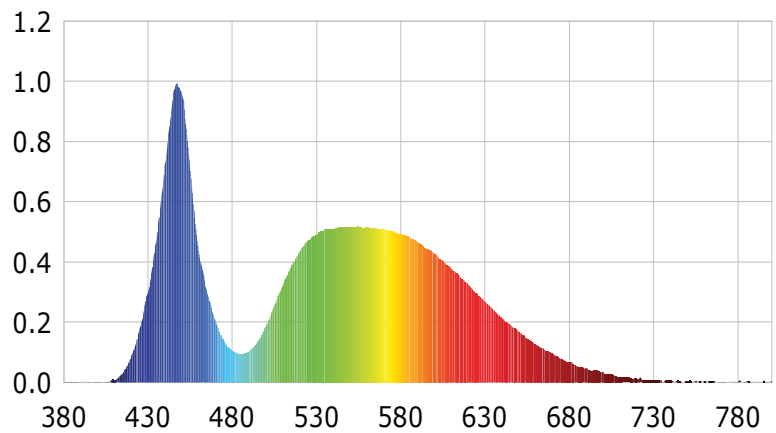
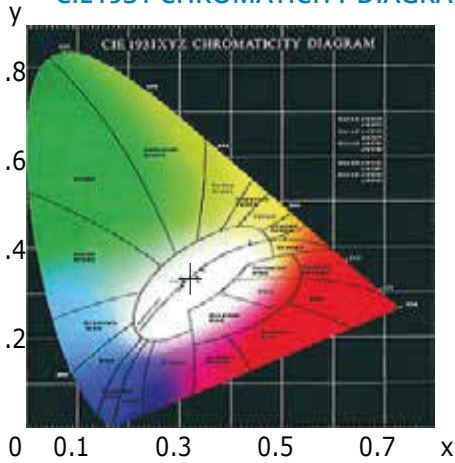
### Planar Illuminance Curve





10% 60.24	40% 241.0	70% 421.7
20% 120.5	50% 301.2	80% 481.9
30% 180.7	60% 361.5	90% 542.2

## CIE1931 CHROMATICITY DIAGRAM



### Parámetros colorimétricos

CCT: Tc=6028K (duv=0.00157)

CRI: Ra=72.7, avgR(1~14)= 62.5, avgR(1~15)= 62.9

### Parámetros fotométricos

Luminous Flux: 1869.10 Lm

EEL: 0.15

Pupil Flux: 3139.90 Plm

Efficiency: 89.47Lm/W

Energy Efficiency Class: A+ (EU 874-2012)

Pupil Lumens Per Watt: 150.31 Plm/W

Radiant Power: 5.724W

Pupil Factor (Kp): 1.680

### Parámetros eléctricos

Voltage: 127.10V

Power Factor: 0.8900

Current: 0.1840A

Frequency: 60.00Hz

Power: 20.89W