

## REFLECTORES RS

### Características

Material	Al+FE
Terminado	Negro
Pantalla	Cristal
Indice de protección	IP65
Base	Soporte de Fijación
Dimensiones mm	156*125*25 mm
Lúmenes	2,700Lm
Temperatura	6,500K
Ángulo	120°

### Parámetros Eléctricos

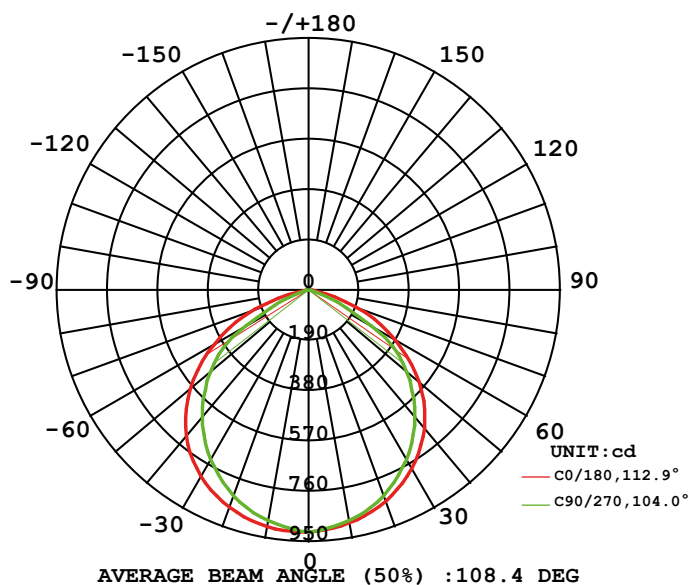
Tensión Nominal [V~]	100-240V~
Consumo de Potencia [W]	30W
Frecuencia Nominal [Hz]	50/60Hz
Consumo de Corriente [A]	0.30A
Temperatura de Operación	-5 a 45 °C

### Beneficios

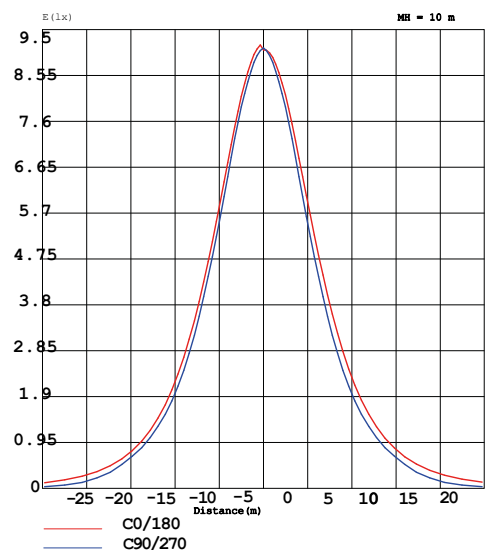
Garantía	2 Años de Garantía
Certificación	NOM ANCE

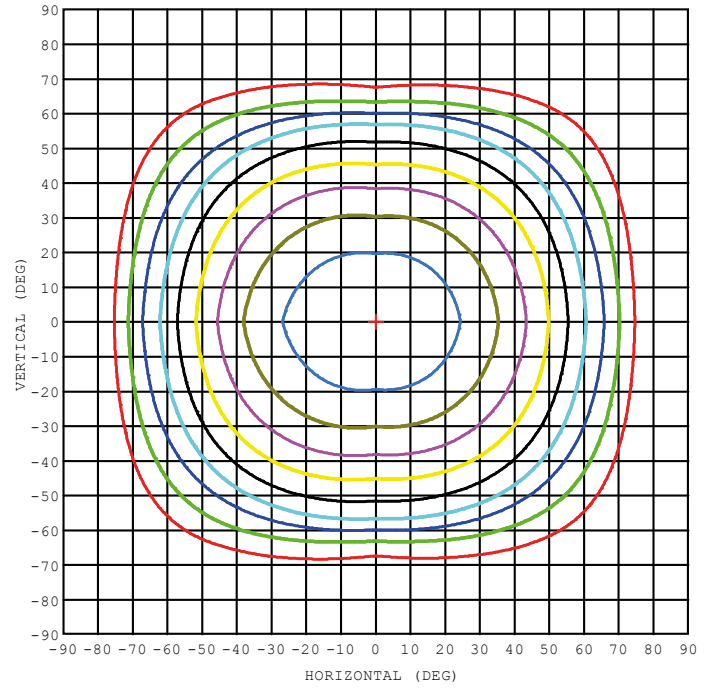
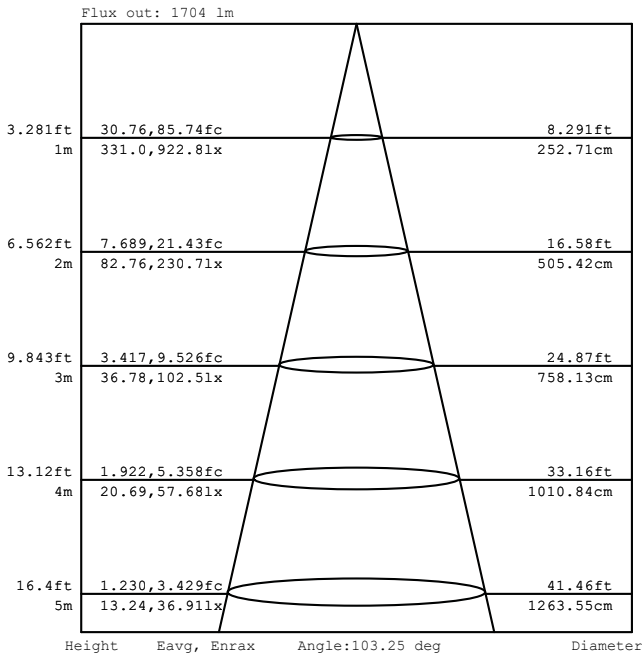


### LUMINOUS INTENSITY DISTRIBUTION DIAGRAM



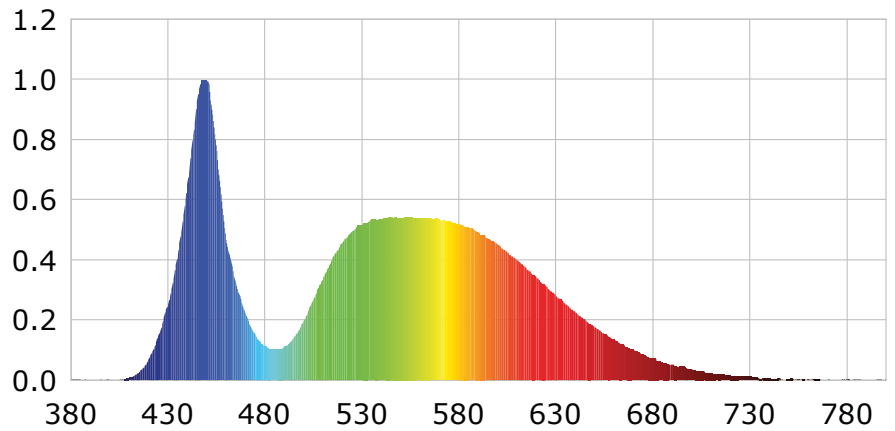
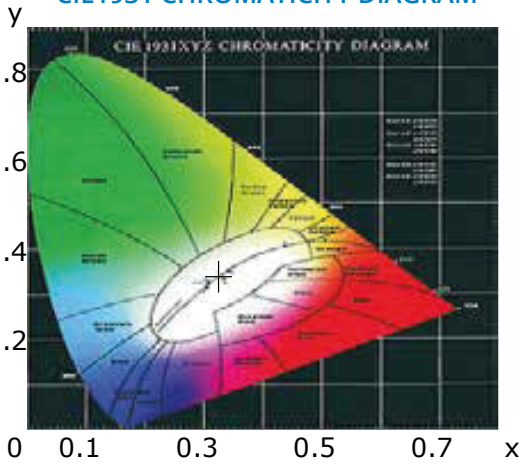
### Planar Illuminance Curve





10% 92.28	40% 369.1	70% 646.0
20% 184.6	50% 461.4	80% 738.3
30% 276.9	60% 553.7	90% 830.6

## CIE1931 CHROMATICITY DIAGRAM



### Parámetros colorimétricos

CCT: Tc=5830K (duv=0.00368)

CRI: Ra=72.6, avgR(1~14)= 62.0, avgR(1~15)= 62.3

### Parámetros fotométricos

Luminous Flux: 2731.23 Lm

EEL: 0.14

Pupil Flux: 4550.43 Plm

Efficiency: 94.34Lm/W

Energy Efficiency Class: A+ (EU 874-2012)

Pupil Lumens Per Watt: 157.18 Plm/W

Radiant Power: 8.225W

Pupil Factor (Kp): 1.666

### Parámetros eléctricos

Voltage: 127.10V

Power Factor: 0.9930

Current: 0.2290A

Frequency: 60.00Hz

Power: 28.95W