

REFLECTORES RS

Características


Material	Al+FE
Terminado	Negro
Pantalla	Cristal
Indice de protección	IP65
Base	Soporte de Fijación
Dimensiones mm	208*170*35 mm
Lúmenes	4,500Lm
Temperatura	6,500K
Ángulo	120°

Parámetros Eléctricos

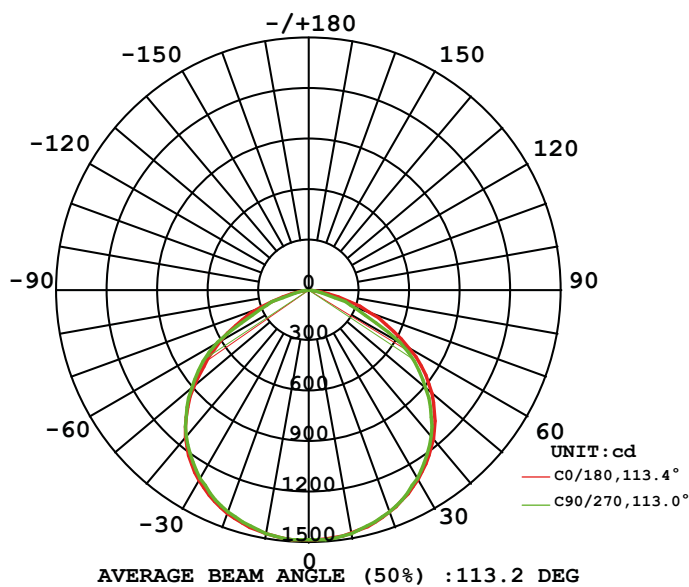
Tensión Nominal [V~]	100-240V~
Consumo de Potencia [W]	50W
Frecuencia Nominal [Hz]	50/60Hz
Consumo de Corriente [A]	0.50A
Temperatura de Operación	-5 a 45 °C

Beneficios

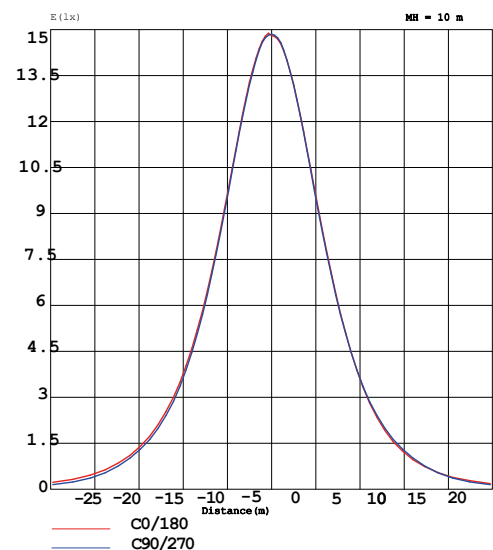
Garantía	2 Años de Garantía
Certificación	NOM ANCE

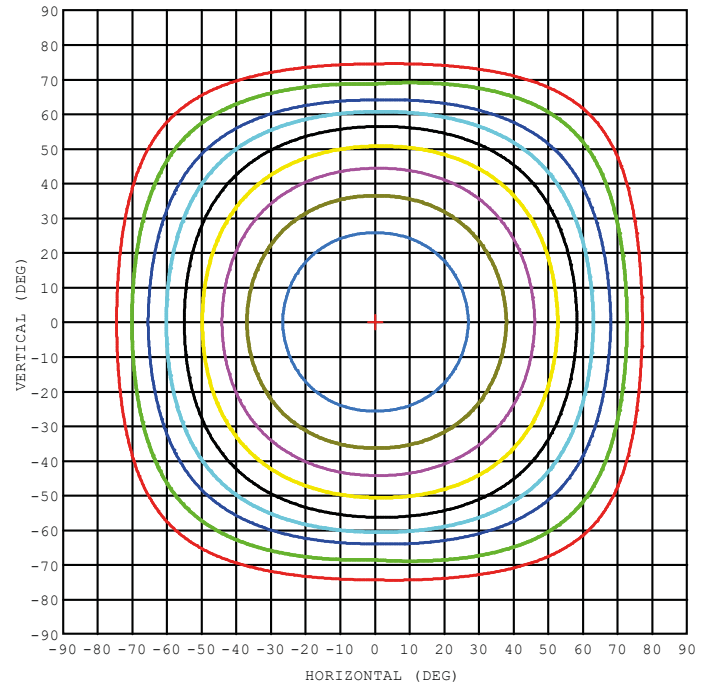
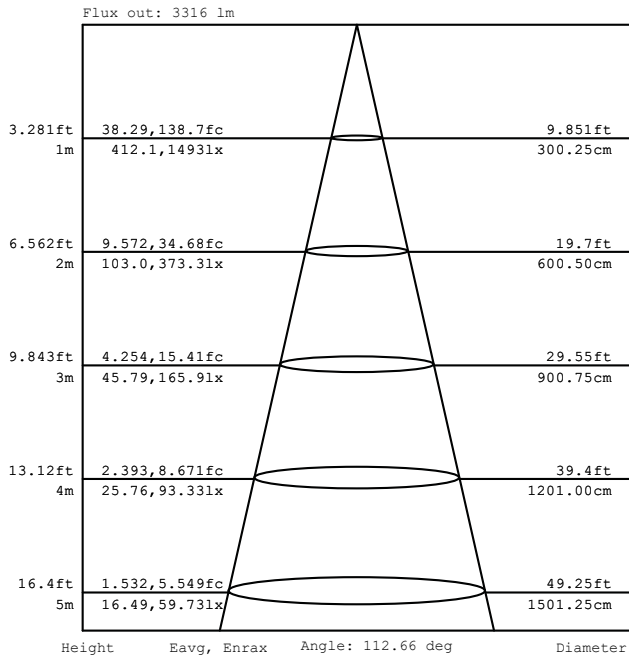


LUMINOUS INTENSITY DISTRIBUTION DIAGRAM



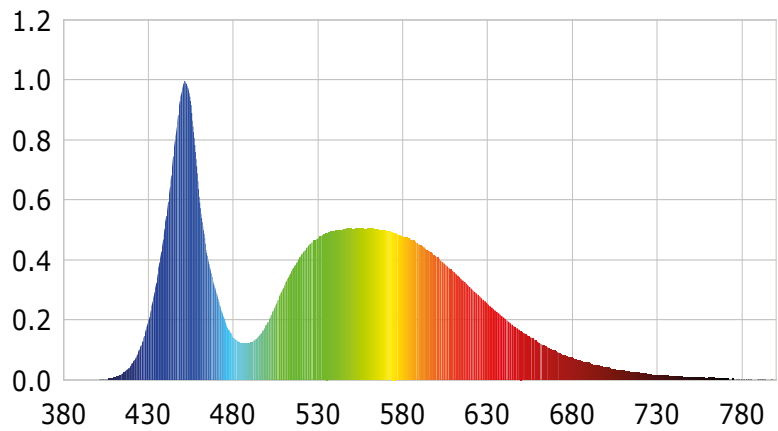
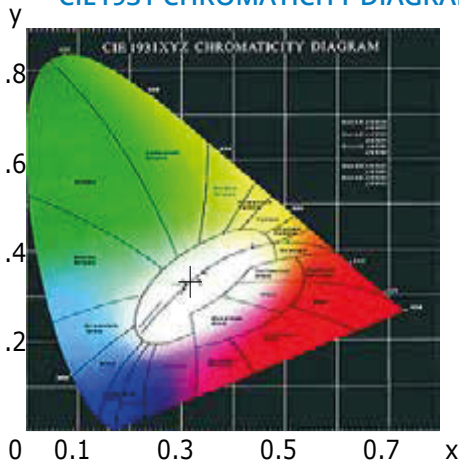
Planar Illuminance Curve





10% 149.3	40% 597.3	70% 1045
20% 298.7	50% 746.7	80% 1195
30% 448.0	60% 896.0	90% 1344

CIE1931 CHROMATICITY DIAGRAM



Parámetros colorimétricos

CCT: Tc=6222K (duv=0.00276)

CRI: Ra=74.4, avgR(1~14)= 64.1, avgR(1~15)= 64.4

Parámetros fotométricos

Luminous Flux: 5080.83 Lm

EEL: 0.14

Pupil Flux: 8815.56 Plm

Efficiency: 94.34Lm/W

Energy Efficiency Class: A+ (EU 874-2012)

Pupil Lumens Per Watt: 163.19 Plm/W

Radiant Power: 15.721W

Pupil Factor (Kp): 1.735

Parámetros eléctricos

Voltage: 127.00V

Power Factor: 0.9330

Current: 0.4560A

Frequency: 60.00Hz

Power: 54.02W