

REFLECTORES RSW

Características

Material	Al+FE
Terminado	Blanco
Pantalla	Cristal
Indice de protección	IP65
Base	Soporte de Fijación
Dimensiones mm	320*250*41 mm
Lúmenes	9,000Lm
Temperatura	6,500K
Ángulo	120°

Parámetros Eléctricos

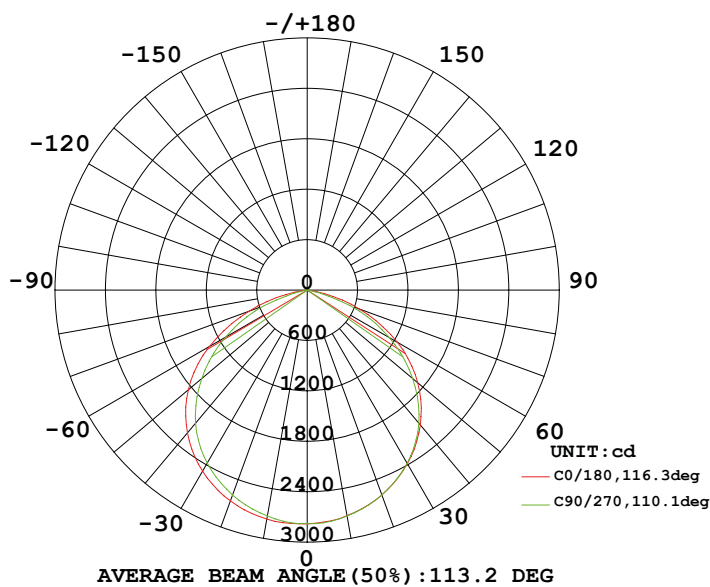
Tensión Nominal [V~]	100-240V~
Consumo de Potencia [W]	100W
Frecuencia Nominal [Hz]	50/60Hz
Consumo de Corriente [A]	1.00A
Temperatura de Operación	-5 a 45 °C

Beneficios

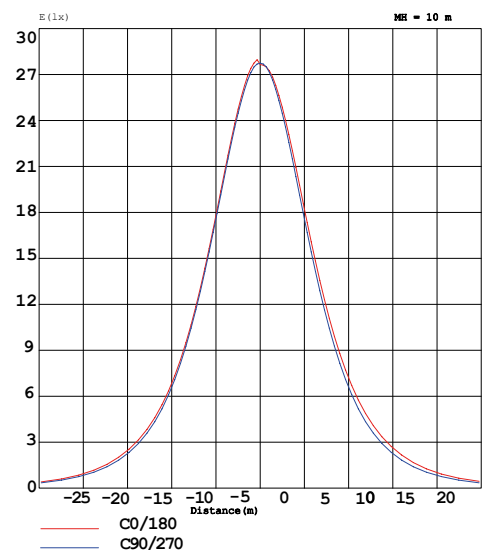
Garantía	2 Años de Garantía
Certificación	NOM ANCE

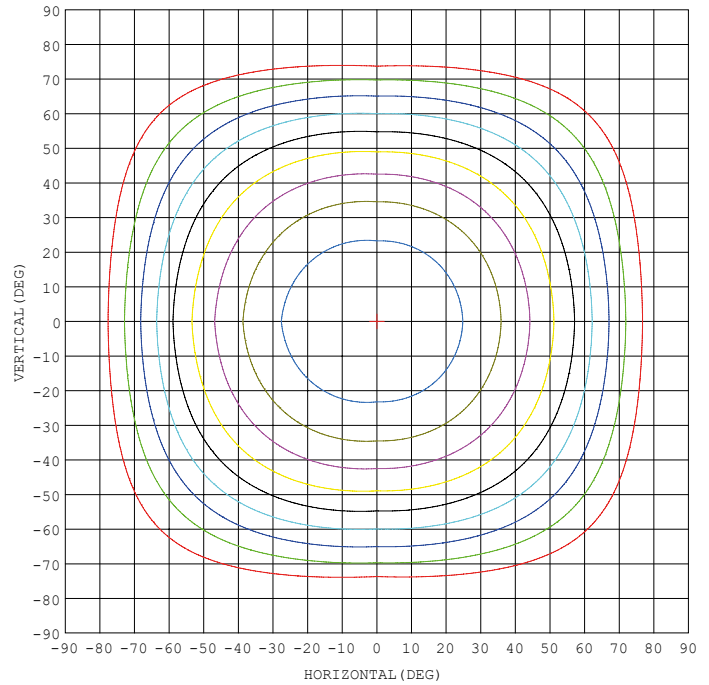
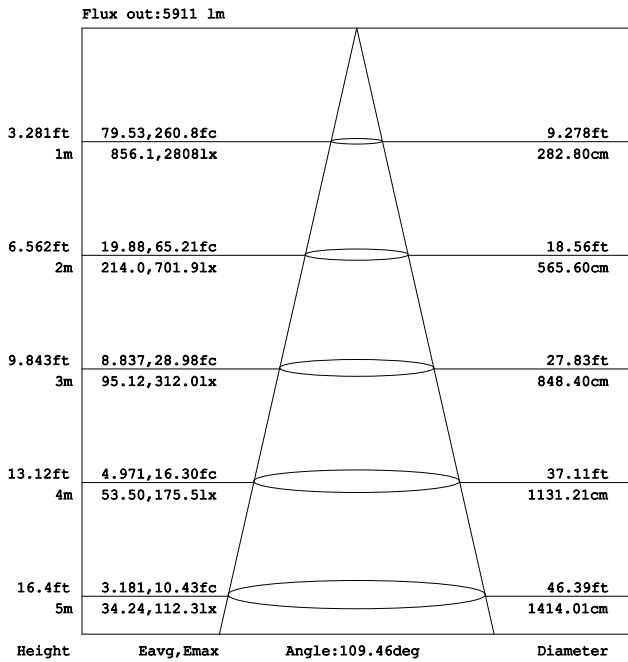


LUMINOUS INTENSITY DISTRIBUTION DIAGRAM



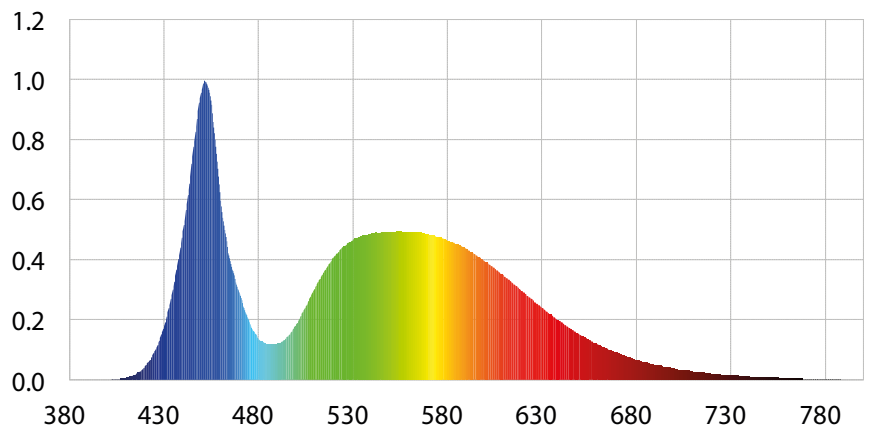
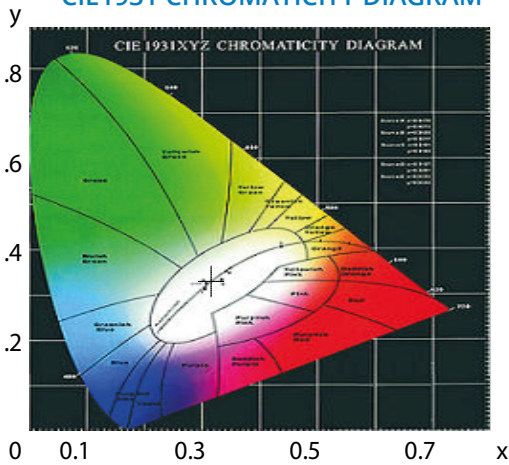
Planar Illuminance Curve





10% 280.8	40% 1123	70% 1965
20% 561.5	50% 1404	80% 2246
30% 842.3	60% 1685	90% 2527

CIE1931 CHROMATICITY DIAGRAM



Parámetros colorimétricos

CCT: Tc=6288K (duv=0.00379)

CRI: Ra=73.9, avgR(1~14)= 63.2, avgR(1~15)= 63.5

Parámetros fotométricos

Luminous Flux: 9172.29 Lm

EEL: 0.15

Pupil Flux: 15972.77 Plm

Efficiency: 91.54Lm/W

Energy Efficiency Class: A+ (EU 874-2012)

Pupil Lumens Per Watt: 159.41 Plm/W

Radiant Power: 28.195W

Pupil Factor (Kp): 1.741

Parámetros eléctricos

Voltage: 126.90V

Power Factor: 0.9300

Current: 0.8510A

Frequency: 60.00Hz

Power: 100.20W