

REFLECTORES RSW

Características

| | |
|----------------------|---------------------|
| Material | Al+FE |
| Terminado | Blanco |
| Pantalla | Cristal |
| Indice de protección | IP65 |
| Base | Soporte de Fijación |
| Dimensiones mm | 208*170*35 mm |
| Lúmenes | 4,500Lm |
| Temperatura | 6,500K |
| Ángulo | 120° |

Parámetros Eléctricos

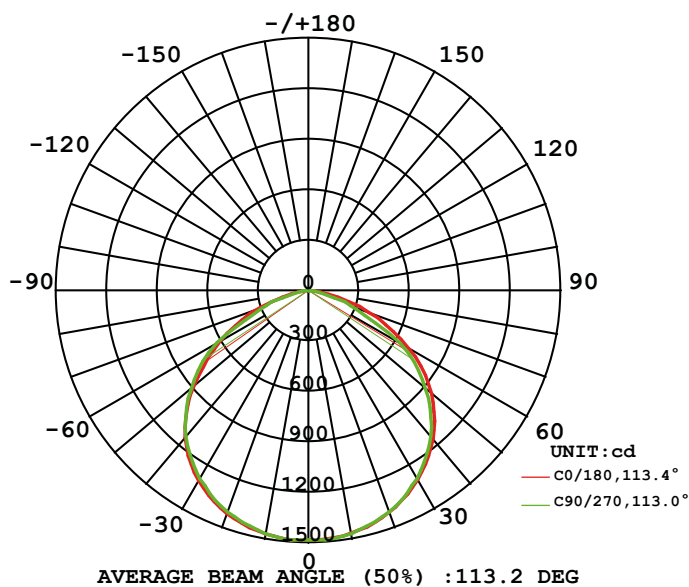
| | |
|--------------------------|------------|
| Tensión Nominal [V~] | 100-240V~ |
| Consumo de Potencia [W] | 50W |
| Frecuencia Nominal [Hz] | 50/60Hz |
| Consumo de Corriente [A] | 0.50A |
| Temperatura de Operación | -5 a 45 °C |

Beneficios

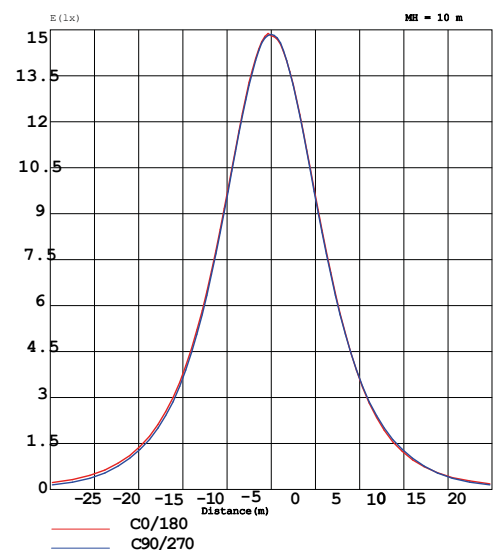
| | |
|---------------|--------------------|
| Garantía | 2 Años de Garantía |
| Certificación | NOM ANCE |

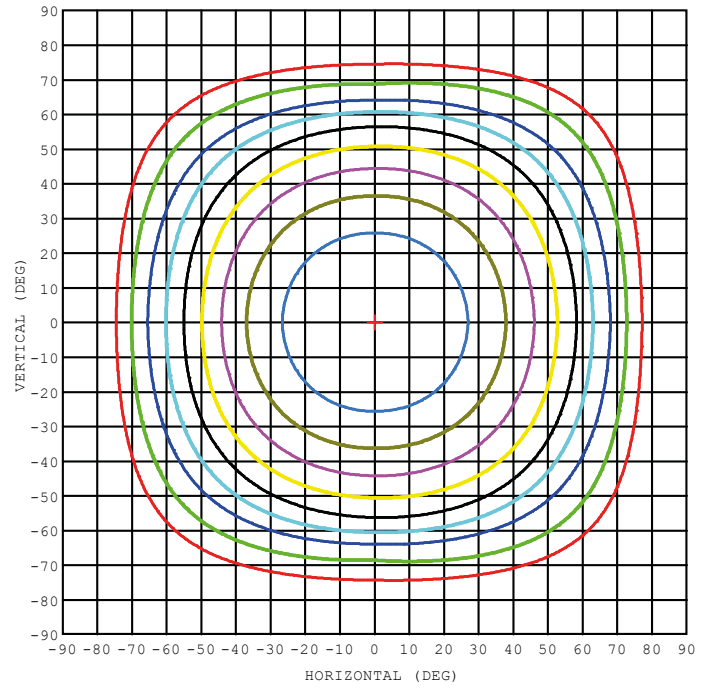
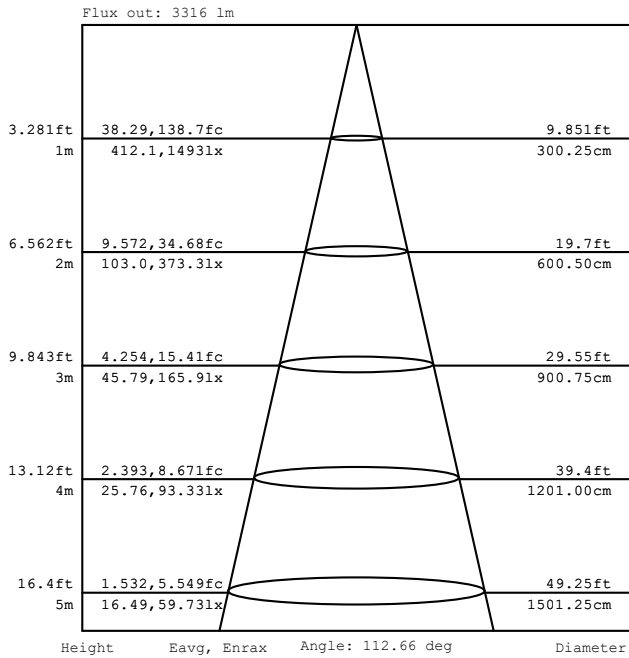


LUMINOUS INTENSITY DISTRIBUTION DIAGRAM



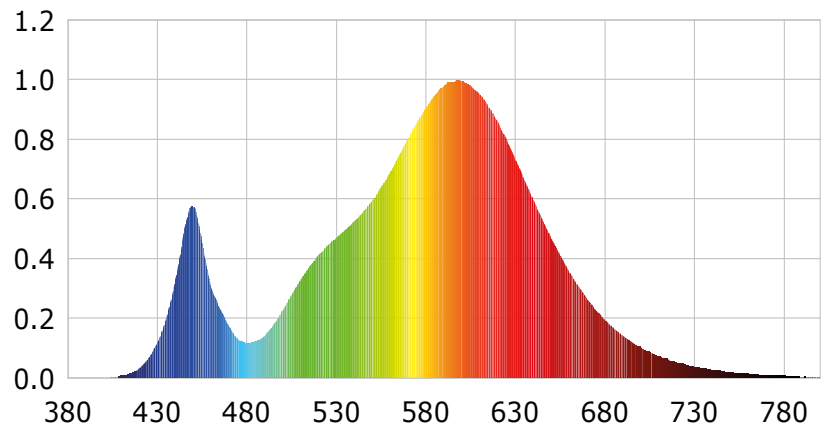
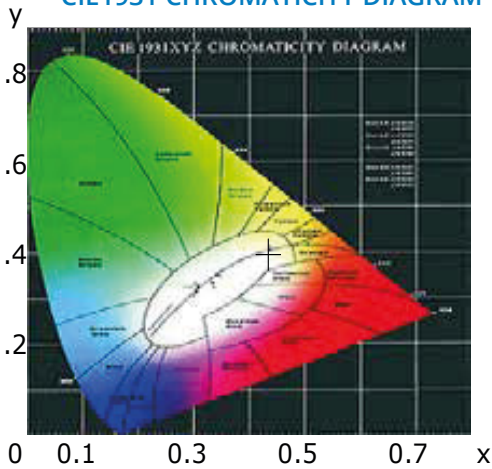
Planar Illuminance Curve





| | | |
|-----------|-----------|----------|
| 10% 149.3 | 40% 597.3 | 70% 1045 |
| 20% 298.7 | 50% 746.7 | 80% 1195 |
| 30% 448.0 | 60% 896.0 | 90% 1344 |

CIE1931 CHROMATICITY DIAGRAM



Parámetros colorimétricos

CCT: Tc=2985K (duv=0.00176)

CRI: Ra=74.9, avgR(1~14)= 67.1, avgR(1~15)= 66.9

Parámetros fotométricos

Luminous Flux: 4871.33 Lm

EEL: 0.15

Pupil Flux: 5798.95 Plm

Efficiency: 89.25Lm/W

Energy Efficiency Class: A+ (EU 874-2012)

Pupil Lumens Per Watt: 106.25 Plm/W

Radiant Power: 14.040W

Pupil Factor (Kp): 1.190

Parámetros eléctricos

Voltage: 126.70V

Power Factor: 0.9310

Current: 0.4620A

Frequency: 60.00Hz

Power: 54.58W