

PANELES DE LED

Características


Material	Al
Terminado	Satín
Pantalla	Pc
Indice de protección	IP40
Base	Empotrable / para Suspender
Dimensiones mm	595*1195*10 mm
Lúmenes	5,700 Lm
Temperatura	6,500K
Ángulo	120°

Parámetros Eléctricos

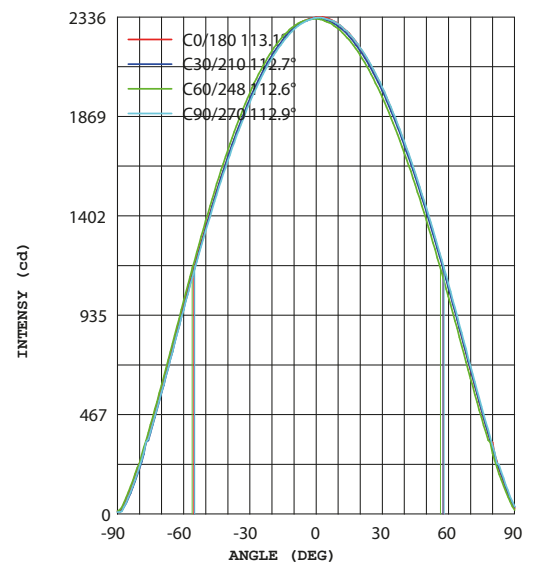
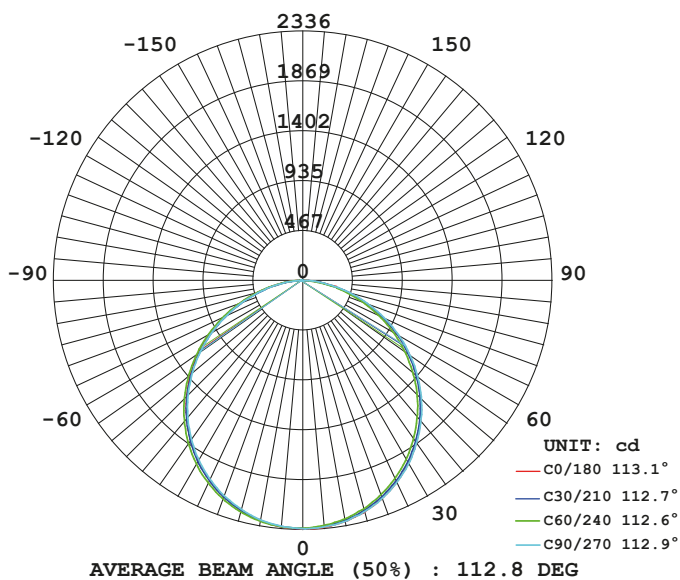
Tensión Nominal [V~]	100-240 V~
Consumo de Potencia [W]	72W
Frecuencia Nominal [Hz]	50/60Hz
Consumo de Corriente [A]	0.72 - 0.30 A
Temperatura de Operación	-10 a 45 °C

Beneficios

Garantía	2 Años de Garantía*
Certificación	NOM

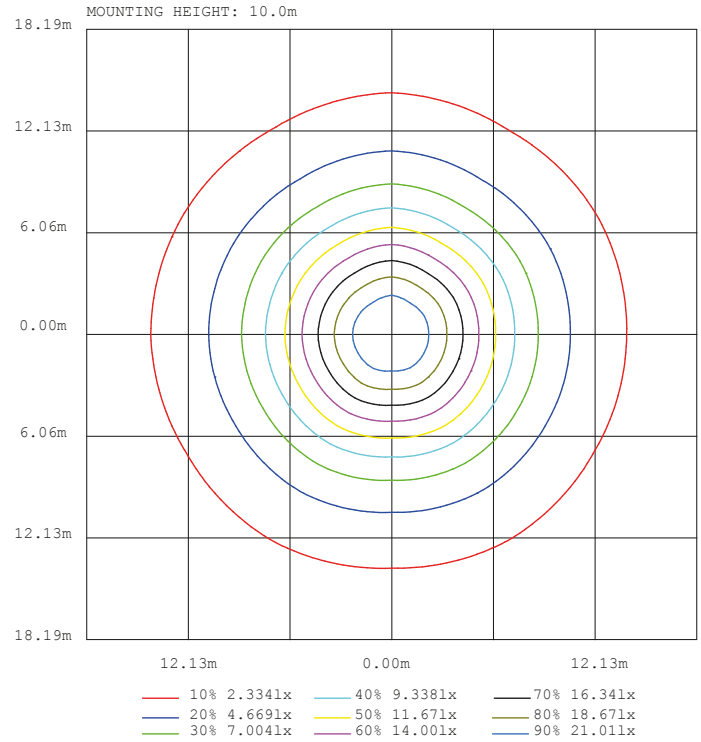
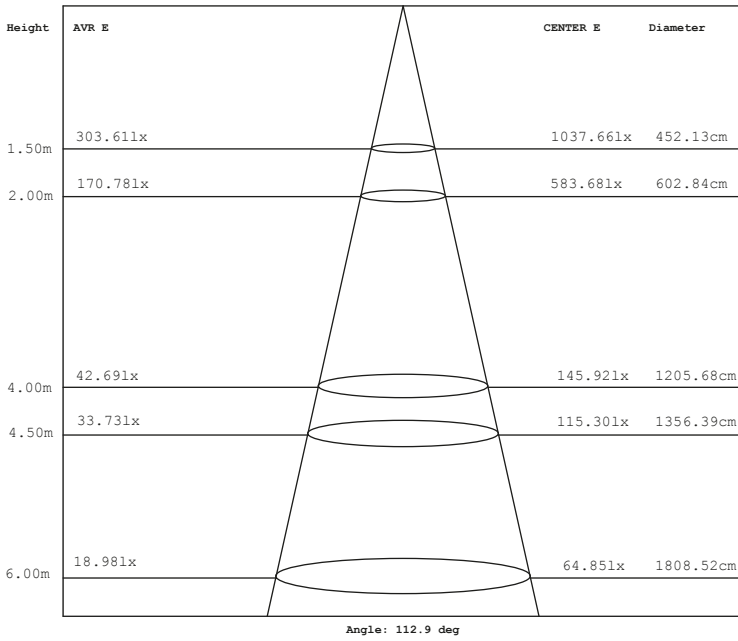


LUMINOUS INTENSITY DISTRIBUTION DIAGRAM

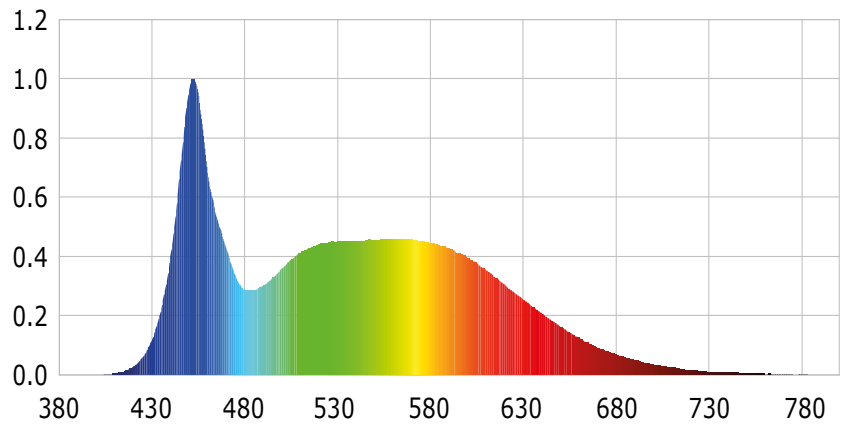
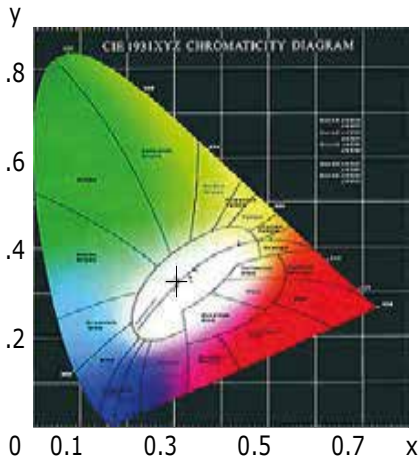


Características y Valores Aproximados

*Importante revisar la póliza de garantía de cada producto



CIE1931 CHROMATICITY DIAGRAM



Parámetros colorimétricos

CCT: Tc=6900K (duv=0.00697)

CRI: Ra= 83.1, avgR(1~14)= 75.5, avgR(1~15)= 75.4

Parámetros fotométricos

Luminous Flux: 6703.20 Lm

EEL: 0.14

Pupil Flux: 13073.25 Plm

Efficiency: 94.54Lm/W

Energy Efficiency Class: A+ (EU 874-2012)

Pupil Lumens Per Watt: 184.39 Plm/W

Radiant Power: 21.592 W

Pupil Factor (Kp): 1.950

Parámetros eléctricos

Voltage: 127.00V

Power Factor: 0.9920

Current: 0.5630A

Frequency: 60.00Hz

Power: 70.90W