

DOWNLIGHTS SOBREPONER

Características

Material	ABS + Fe + Ps
Terminado	Blanco
Pantalla	Ps
Índice de protección	IP20
Base	Cercha de Sobreponer
Dimensiones mm	ø210*30 mm
Lúmenes	1,530 lm
Temperatura	3500K
Ángulo	110°

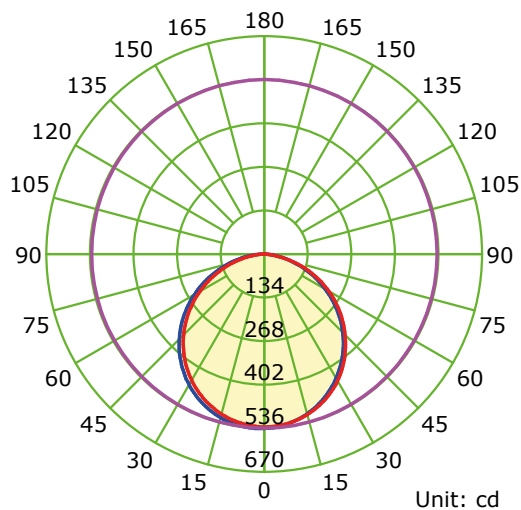
Parámetros Eléctricos

Tensión Nominal [V~]	85-265V~
Consumo de Potencia [W]	18W
Frecuencia Nominal [Hz]	50/60Hz
Consumo de Corriente [A]	0.21 - 0.06 A
Temperatura de Operación	-10 a 45 °C

Beneficios

Garantía	3 Años de Garantía*
Certificación	NOM

LUMINOUS INTENSITY DISTRIBUTION DIAGRAM

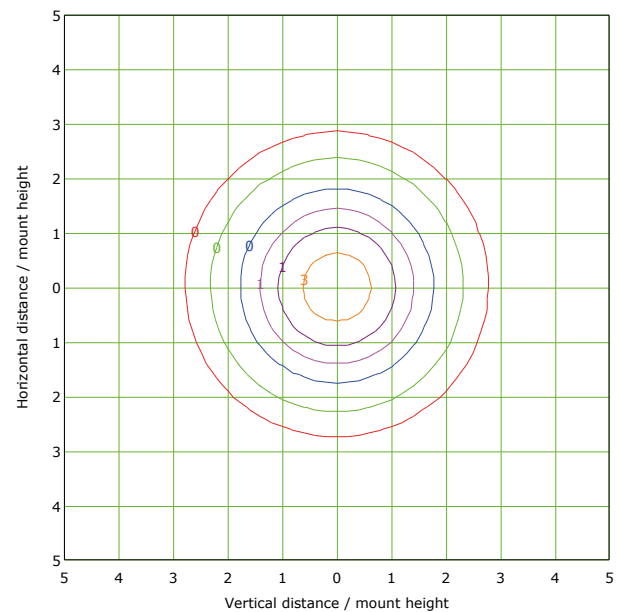



Average Diffuse Angle(50%): 111.6°

— C0-C180 — C90-C270 — G2

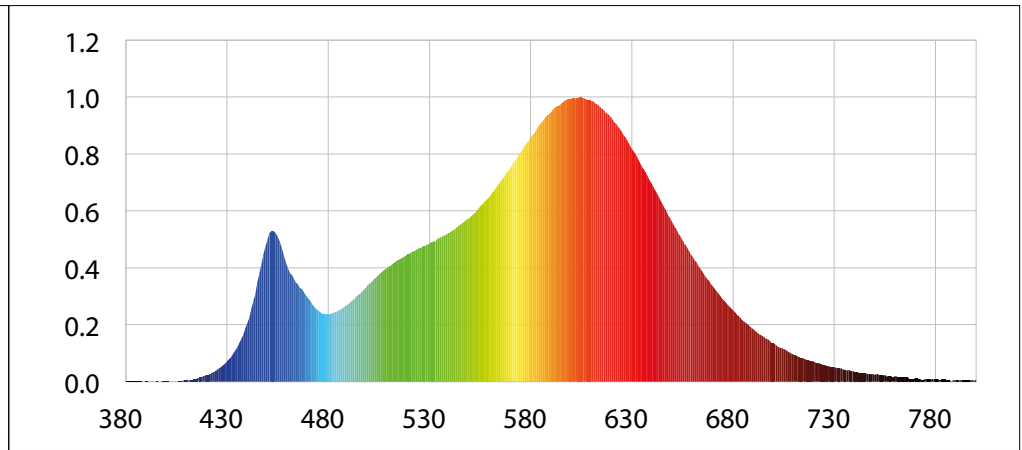
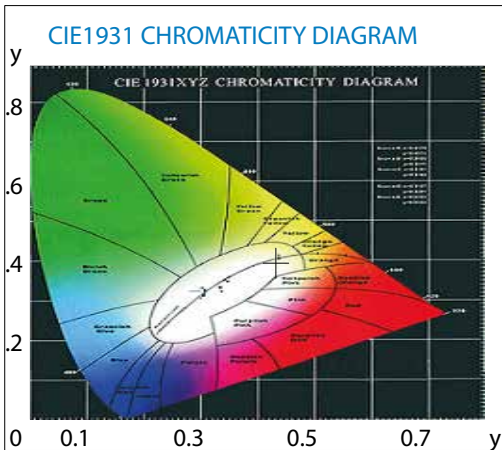
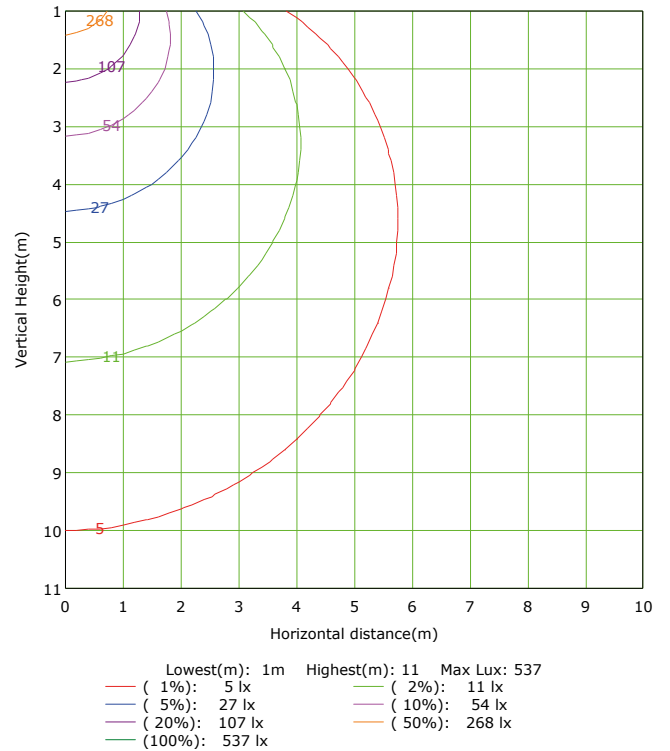
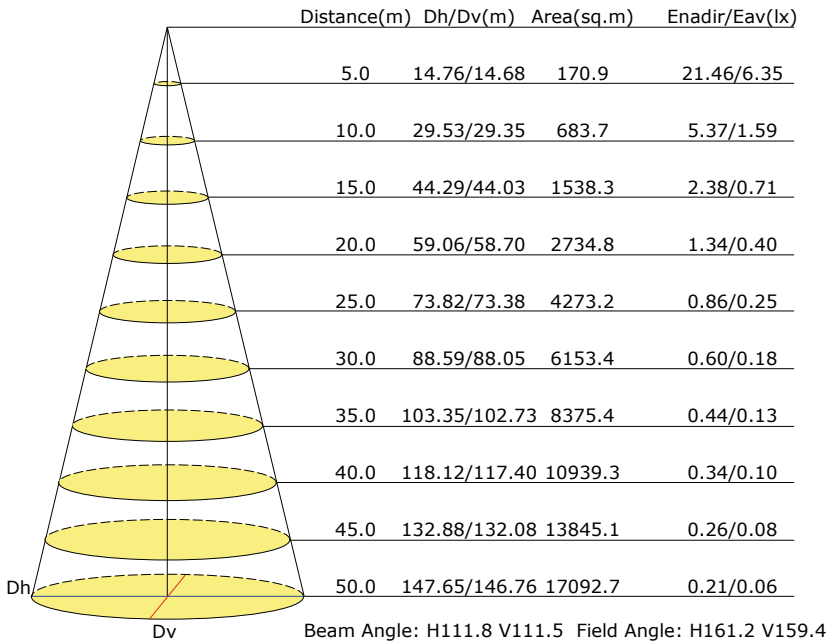
Características y Valores Aproximados

*Importante revisar la póliza de garantía de cada producto



Mounting Height: 10m Max Lux(100%): 5 lx

(1%): 0 lx	(2%): 0 lx
(5%): 0 lx	(10%): 1 lx
(20%): 1 lx	(50%): 3 lx
(100%): 5 lx	



Parámetros colorimétricos

CCT: Tc=3016K (duv=0.00177)

CRI: Ra= 83.2, avgR(1~14)= 78.6, avgR(1~15)=78.4

Parámetros fotométricos

Luminous Flux:1624.11 Lm

EEL: 0.16

Pupil Flux: 2105.34Plm

Efficiency: 82.57 Lm/W

Energy Efficiency Class: A+ (EU 874-2012)

Pupil Lumens Per Watt: 107.03 Plm/W

Radiant Power: 4.946 W

Pupil Factor (Kp): 1.296

Parámetros eléctricos

Voltage: 126.90V

Power Factor: 0.6110

Current: 0.2530A

Frequency: 60.00Hz

Power:19.67W